




Meet Ed Frawley

Owner of Leerburg®
Enterprises, Inc.



Leerburg® Enterprises, Inc. is owned by Ed Frawley. Ed has owned German Shepherds (GSD) for 45 years. Since 1978 he has bred over 350 litters of German working bloodline GSDs. His dogs work in law enforcement, as S&R dogs, as competition Schutzhund dogs, and as family companions and protectors.

Since 1980 Ed has produced over 120 dog training videos, more than anyone else in the world. If you go to the Leerburg® web site you will see that it is over 16,000 pages. leerburg.com

Ed has also spent hours corresponding with customers that were seeking training advice. If you go to our Leerburg® web site you will have hours and hours of reading material listed under "Training Articles" at leerburg.com/articles.htm and "Questions & Answers" at leerburg.com/qa.htm that Ed has written.

Leerburg COFFEE Mugs



Show off how much you like Leerburg with our NEW mugs! Mugs hold 11 oz. leerburg.com/1331.htm

Blue #1331-Blue \$5.00
White #1331-White \$4.00

Ed Frawley's Philosophy on Dog Training

My philosophy of how to train dogs has been a journey that began when I was a boy in the 1950's and continues to this day. I get as excited today as I did 45 - 50 years ago when I learn something new about training my dogs.

For me this journey began as a hobby and has evolved into a life's passion and work. It will end on the day I die.

There is nothing secretive or magical about training dogs. Good dog training is all common sense combined with a foundation based on experience and a clear understanding of the way dogs think and interact (pack structure). The key is to get the right experience.

One only needs to spend a couple of hours searching the internet to understand that there are a lot of people out there who lack experience or who are basing their training opinions on poorly acquired experience. Dog training does not necessarily have to begin when you buy an 8 week old puppy (although it should) or when your 10 year old dog bites a child. In reality it begins on the day you make up your mind to learn how dogs think and how they relate to the world they live in. It begins when you decide to relate to your dog in a manner that both you and your dog respect and understand. It begins when you make up your mind to develop a meaningful relationship based on trust, communication and control.

Although my family had owned dogs my entire life I made this decision to really try and understand dogs when I was in high school. I was 16 years old and it was the 1960's. I owned a rescue dog named King and thought he was the cat's meow.

We took 2 or 3 walks in the woods every day. He was my best friend. I had him trained to hand signals and verbal commands. One morning, before school, we came out of the woods and King chased a cat into the road. He would not respond to my calls to stop and COME. He ran in front of an Astin Martin sports car and was killed. To this day I can close my eyes and replay that event in slow motion.

That one incident forever changed the way I looked at dog training. It caused me to step back and make up my mind that the next time I would learn how to communicate in a way that my dog would listen in every scenario and not just in the ones he felt like.

I wrote this article with that thought in mind. I hope it may help other dog owners develop a new approach on how they relate to and train their dogs. I hope in some small way it makes you change your own philosophy of how to train your dog.

Three Categories of Dog Trainers

There are three basic categories of dog trainers which I place on a sliding scale.

The first category on the left is the group of people who beg or bribe and lure their dogs to do something by offering a food or toy reward. Don't get me wrong, I use food and toys in training, but I also use distractions and corrections. The people in this first category use neither.

All of the large pet food warehouses sponsor this category of ineffective training because they feel it is politically correct.

The problem with this group is that the dogs often choose not to do what's asked because they don't think the reward is high enough in value. These dogs end up being pushy, dominant and often antisocial aggressive animals. These are the dogs that are turned into animal shelters as being unmanageable when in fact they act the way they do as a result of ineffective dog training.

At the other end of the scale, on the right side, is the second category of dog trainers. These are trainers who intimidate or force their dogs to do what they want (the William Koehler trainers). I call them the old school "yank and crank" trainers.

They put a choke collar on a dog and force it to do everything. Most professional dog trainers use these methods because for them "time is money" and they can get a dog trained much quicker by forcing the dog to perform. The bottom line is with enough force a dog can be trained to do almost anything.

The problem with yank and crank trainers is the dogs seldom like their handlers. In fact softer dogs are often afraid of their handlers. These are the dogs that tuck their tails or lie on the ground when asked to do something. These are dogs that look nervous when they are near their owners. That's because they never know when the hammer is going to fall.

The problem with both categories of dog trainers is that their training produces inconsistent results along with dogs that don't like or respect their owners. You will never reach consistency in training if you don't have a good bond with your dog, or if your dog does not respect you as a pack leader.

The third category of dog trainer is the where I strive to be. Category three dog trainers want to be in the middle of the other two categories. They balance in the middle but are always prepared to move one way or the other depending on what's going on in their dog training at a given moment or point in time.

The third group uses motivational methods (food, toys or praise) to take a dog through a learning phase. The most effective motivational method is called training with markers. This is where the dog actually learns the meaning of a command – for example it learns the meaning of the word "COME."

Once the dog understands the meaning of the command the trainer then adds distractions to the program. A good example of this is a dog that has learned the meaning of the word "DOWN" but now must learn that "DOWN" means stay down until the handler gives a "RELEASE COMMAND." This means the dog must stay down even if the owner or someone else tosses a ball in front of the dog's feet or drops a hot dog 4 feet from where he is lying.

If a dog is disobedient under distraction or does not follow directions this third category of dog trainers teaches a dog that there will be correction for being disobedient. The key here is that corrections are never given unless the owner 100% knows the dog understands what is being asked of him but refuses to follow the command.

Dogs Can Love You but Not Respect You

New pet owners also fail to understand that dogs are pack animals. They have the same genetic driving force that wolves have to form and live in a "pack environment." Members of a pack seek a hierarchy within their family pack. Then genetically seek a ranking order.

Domestic dogs look at the family they live with as their family pack. If the humans don't become pack leaders their dogs will step up and assume the role. That's how dogs become dominant.

The majority of behavioral problems develop as a result of poor pack structure in the dog's living environment. This is why I tell people that obedience training is only 25% of the solution to correct behavioral problems and 75% deals with establishing a sound family pack structure.

Your dog can love you and not respect you. You can NEVER love your dog into respecting you. People who anthropomorphize their dogs (treat them as human children) find this out very quickly.

When referring to a canine relationship, love and respect are two unrelated emotions. Respect is gained through hard work, education and experience.

When my dog shows disrespect I increase the pressure I put on the dog. This means I work the dog harder and control his free time until he shows me the respect that a pack leader must have. Pack leaders control the lives of pack members in fair, firm and consistent ways.

Respect | Co-Operate | Try

I tell people my dog should respect me, cooperate and try to do what I ask. If I have that then I can train the dog to do almost anything. For me this is not just "good behavior" it is "expected behavior." There is a difference, a huge difference, between a dog that tries to follow directions and fails and a dog that refuses to follow a command. That's a very important concept that new trainers must work out in their head.

Many people own dogs that are disrespectful and behave badly. When these owners start to train their dogs and the dogs start to mind, the owners mistakenly think their dogs now respect them. These owners are often wrong.

Respect is earned; it develops over time and is the result of good leadership techniques. It's not uncommon for a dog to mind 80% of the time and still not respect its owner. When dogs like this are asked to do something they don't want to do and the handler pushes the point to try and force the dog to mind these dogs often become handler aggressive. Their owners find themselves scratching their heads wondering why and what went wrong. What went wrong was a lack of pack structure because a dog with solid pack structure is not going to be aggressive in the presence of its pack leader.

The opposite of this problem are people who ask rather than tell their dogs to do something. They act like they are begging their dog to mind. If you go to any beginner obedience training class you will see this happen again and again. The sad thing is that this attitude in dog training not only produces inconsistent behavior it produces behavioral problems which can also lead to aggression and a dangerous dog.

When owners learn to apply responsible pack structure techniques and they master the concepts of a learning phase, a distraction phase, a correction phase along with a maintenance phase they are on the road to being a pack leader.

Getting out and actually working with the dog will give people the experience needed to learn the levels of praise and correction that are required to get a dog to do what is wanted. Applying sound pack structure principles in your day to day lives will establish you and family members as higher pack members in your family pack.

Never forget that "most dogs prefer being followers." Most dogs don't want to be pack leaders. When a dog owner learns to control the lives of a pet they will become the pack leader that their dogs want them to be.

Read the full article at leerburg.com/philosophy.htm

Ed Frawley

Your Puppy 8 Weeks to 8 Months



DVD | 3 Hours, 18 Minutes
leerburg.com/120.htm

#120-D \$40.00

Over the years, this DVD has been one of our most popular training videos for new puppy owners.

The first version of this video was produced in the late 1980's. The version we sell today is an updated production that was completed in late 2010. Over the years we find better ways to raise our puppies. These ideas are passed on in the new releases of this DVD.

This training video answers all the questions new puppy owners have concerning the care of their new puppy. Ed Frawley has been breeding dogs since 1978 and has produced over 350 litters of working bloodline German Shepherd puppies.

Over the years Ed has been asked just about every question a new puppy owner can think to ask. This DVD was originally produced to be given to every Leerburg Puppy Customer. The intent was to help Leerburg Puppy Customers get through the first 8 months of the puppy's life.

Even though Leerburg bred German Shepherds, this new training video is not just a German Shepherd training tape. It is an all-breed video. "Your Puppy 8 Weeks to 8 Months" is sold to breeders all over the world who breed many different kinds of dogs. These breeders then give the video to their puppy customers. If you are a dog breeder, call or e-mail us for dealer pricing on this video.

Topics in this DVD on puppy training:

- How We Live With Our Dogs
- Training the Yuck Command
- Healthcare for Your Puppy
- House Training
- Dealing with Puppies that Bite
- Pups in the House



- Socializing
- A Walk is an Opportunity to Teach
- Behavioral Problems
- Kids & Puppies
- Raising Two Pups at One Time
- The Car
- Communication Between You & Your Dog
- Where To Go From Here
- Grooming Your Puppy
- Exercise for Your Pup
- Feeding Your Puppy
- Obedience Training Puppies
- Cats & Dogs
- Marker Training

Common Sense Solutions to House Training Problems



A Leerburg® Electronic Book
eBook By Ed Frawley

eBook / 165 Pages

One of the most common reasons that people give up their pets are house training problems. There are so many 'old wives tales' out there that are nothing but the wrong ways to house train a dog. I have owned and bred over 350 litters of German Shepherds, and have trained many dogs. This translates into a lot of experience in house training. If you need a game plan for how to approach and solve your house training problems you need this information. leerburg.com/housetrainingebook.htm

#3100E \$12.00

Save \$7

Buy Your Puppy 8 Weeks to 8 Months DVD **-AND-** Common Sense Solutions to House Training Problems eBook.

#4001 \$45.00



The Power of Training Dogs with Markers

Visit our web site to see the **FREE 87 page eBook**

DVD | 3 Hours, 33 Minutes

leerburg.com/219.htm


#219-D \$40.00



Streaming video preview available online.

Marker training (sometimes called clicker training) is one of the most profound systems of training dogs that I have seen in my 50 years of owning, breeding and training working dogs. I had been training dogs for almost 45 years when I started to learn this system. I felt like a kid in a candy store when I saw how well it worked and the attitude of my dogs that were being trained with markers. The fact is I still feel like that when I see dogs work with markers.

It was not that many years ago (in 1990's) that I was pretty vocal about how stupid I thought clicker training was. Those comments were made from a position of ignorance and a lack of understanding. Simply put, I was dead wrong and I made those comments without knowing the details of how the system worked. The power of marker training lies in understanding and applying the details.



Dog training is a learned skill. The goal of this DVD is to introduce dog trainers to the details of training with markers. Trainers must understand the details of this system if they are to be successful. Once they grasp the concept and learn to apply it to their dog training they will create dogs that become problem solvers and dogs that love training. Once trainers learn how to apply the fundamentals of marker training the concept can be applied to any dog sport, including bite work.

You can get a feel for the content of this DVD by going to my web site and reading the article I wrote on [The Power of Training with Markers \(leerburg.com/markers.htm\)](http://leerburg.com/markers.htm).

Marker training can be started on 8 week old puppies or 6 year old dominant rescue dogs. It is a purely positive method of training dogs that is 100% non-confrontational. That is one of the reasons it can work with dominant dogs. This system goes a long way towards building or repairing the bond between handler and dog.

While I sincerely believe that training dogs with the motivational methods of marker training is the best way to train a dog, I also believe that this work needs to be balanced by introducing corrections into the more advanced training. Purists would argue this point but in my DVD I discuss when and how certain dogs need corrections.

Since the early 1900's dog training has been an evolving skill. We only need to look back to the 1970's and the methods of William Kholer or Winifred Strickland to see how far dog training has improved in the last 25 years. In my opinion no one is ever going to reinvent a better way to train dogs than with markers. The only thing that we will see change will be people who do a better job of applying this method of dog training.

If you have trained dogs for years and think you are pretty good but you do not work with the marker system, I suggest you take a few days and study this DVD. You too may find a whole new method of K9 communication and it may re-ignite a fire in your belly to get out and train.

Building Drive & Focus Series


The Power of Training Dogs with Food

with Michael Ellis



DVD | 3 Hours, 45 Minutes
leerburg.com/220.htm

#220-D \$65.00

 Streaming video preview available online.

This is the first DVD in the Building Drive and Focus Series with Michael Ellis.

The foundation of Michael's dog training system lies in marker training. The power of Michael's system lies in how markers are applied within his training program. Unlike trainers who claim they can train every dog with 100% positive motivational methods, we know for a fact that corrections should have a place in any serious dog training program. They are required to guarantee reliability under distractions.

The beauty of Michael's system is that it establishes a method of communication with our dogs that is built on positive reinforcement. It is a communication system that is "black and white" to our dogs. This work builds a non-confrontational relationship with a dog. Because it is non-confrontational and based on positive reinforcement it is perfect for 8 week old puppies or 5 year old dominant and aggressive dogs. It is the perfect system to build or repair a relationship with a dog.

Our DVDs use untrained dogs and untrained handlers

The first two DVDs in this series (the second is How to Play Tug with Your Dog) cover the foundation of Michael's training system.

Both of these DVDs were produced with untrained dogs. Unlike other training videos where the training shown is only demonstrated with a trained dog - we chose to only use untrained dogs and untrained handlers.

I edited the training to show Michael demonstrating his training concept and I then fill the DVD with with examples of both untrained dogs and handlers learning the system. There is no question in my mind that people learn more from watching others make mistakes and then learning how to fix those mistakes.

Engagement:

Trainers often talk about how to establish focus with a dog. Michael calls this work "engagement." He makes the point that the quickest way to teach a dog exercises is to first train a dog to get and stay engaged with his handler in every environment.

If you would like to get a feel for Michael Ellis' system of training dogs, go to Leerburg's FREE Streaming Video section of the website and watch Michael's one hour video lecture. leerburg.com/videolist.php



Cindy with her puppy, Endy, at Leerburg.

The goal of this chapter in our DVD is to show you how to take your dog out into new and distracting environments and have a dog that ignores the distractions and maintains an attitude of "WHAT KIND OF FUN THINGS ARE WE GOING TO DO HERE TODAY?" When you can establish a relationship like this, you have a dog that is ready to learn behaviors and exercises.

Stop for a minute and think about that statement. If your dog is distracted, if your dog doesn't want to be where he is, how are you going to train him to do anything? That answer is you only have two options: you either back up your training and engage the dog; or you revert to old school yank and crank dog training.

During this chapter you will learn the difference between an "Active Dog" and a "Reactive Dog." You will learn why the goal of engagement training is to produce an ACTIVE DOG and how this will make advanced training much easier.

The segments of the engagement chapter are:

- Picking a place to train
- Rate of reinforcement
- Movement & animation
- Making rewards an "EVENT"
- Restrained recalls with markers
- Muscle memory heeling
- Training session length
- Putting focus on cue
- The concept of learning

Shaping Behaviors and Training Positions:

The final chapter is on the beginning of shaping behaviors and training positions. In this extensive chapter we cover the process of teaching touch pads, and positions; sit, down, and stand.

Touch pads are used when we train the jumps, they are used when we train the send away, and they are used when we train the object guard. They can also be used to promote stability in positions and many other exercises. This work can begin on very young puppies.

There are good reasons to teach positions correctly. We will explain long term benefits of the dog learning to sit, down and stand Michael's way. Michael will explain why training positions in the order he recommends will have positive effects throughout the training career of your dog whether you are training a pet or a high level competition dog.

At the end of this DVD we explain the point where and why trainers should start to use toys as rewards in training.

Building Drive & Focus Series

The Power of Playing Tug with Your Dog

with Michael Ellis



DVD | 5 Hours, 25 Minutes
leerburg.com/221.htm

#221-D \$65.00

Streaming video preview available online.

2 DVD Set.

This is the second DVD in the Building Drive and Focus series with Michael Ellis. The first DVD, The Power of Training Dogs with Food, (#220-D) and this DVD, teach new trainers how to establish the foundation of Michael's training system on their dogs. Once that is accomplished, the principles of Michael's system can be used to teach a dog any exercise.

Michael's system is based on marker training or operant conditioning. If you are new to markers or new to Michael Ellis' system of dog training, I would recommend you view the free 1 hour streaming video of Michael lecturing on his philosophy of dog training in the streaming video section of our web site. leerburg.com/videolist.php

You should also review the free 87 page eBook I wrote titled "The Power of Training Dogs with Markers." It's in the list of free eBooks on our web site. leerburg.com/dogtrainingebbooks.htm



This DVD opens with Michael's lecture on why and how to play tug with your dog. Michael will demonstrate technique with his dog Pi and then the rest of the DVD uses untrained dogs and untrained handlers.

For the tug to be used as an obedience reward with your dog, you must have 3 things. Your dog must tug with enthusiasm, out when told to out on the first command, and bring the tug back after you release it. The goal of our video is to train dog handlers to accomplish these 3 things.

The DVD covers the following topics:

- The size and type of tugs to use
- The proper way to get a dog engaged in tug play
- How to present and play tug (we show 8 different presentations)
- Teaching the dog the rules of how to play with a toy
- Teaching the OUT
- When and how to determine if corrections are required
- How to introduce corrections for your dog's temperament and drive level
- How to back chain the retrieve when you play tug
- Play under distraction
- How to build drive for the dog to play tug
- Example of where & how the tug is used as a reward in a training program
- Working with puppies

If your goal with your dog is to do competition obedience, agility work, or to get involved in one of the biting sports, playing tug the right way is an integral part for all those endeavors.



Puppy Tug Set

Recommended for puppies up to 6 months old. Includes:

- Leather Bite Rag with Long Line (#784)
- Furry Fleece 1 Handle Tug (#1185-1)
- Small Braided Fleece Tug (#1210-1)
- Rubber Puppy Tug (#1107)

Save \$10 #6001 \$65.99




Focused Heeling with Michael Ellis



DVD | 3 Hours, 57 Minutes
leerburg.com/223.htm

#223-D \$65.00

 Streaming video preview available online.

This is our third in the Michael Ellis series of training DVDs. We feel it's the best one yet. The training information in this video is revolutionary in the world of dog training.

Michael's motivational system of training dogs is based in marker training. You can visit the FREE streaming video section of our web site and listen to Michael's 7-part lecture on his method of dog training.

The foundation for the work in this focused heeling DVD is covered in the 9 1/2 hours of instruction featured in our two earlier DVDs, The Power of Training Dogs with Food and The Power of Playing Tug with Your Dog, that were done with Michael.

The old "yank and crank" methods of training heeling have gone by the wayside. The fact is a good portion of the training in this DVD can be done without a leash and without corrections. In fact, introducing corrections is the very last step in focused heeling.

Outline of the Focused Heeling DVD:

The Need for Engagement

- When to start training
- Terms of the training

Muscle Memory Heeling

- Step 1 - Head position along a barrier
- Step 2 - Fading the Lure hand
- Step 3 - Putting focus on Cue

Leash Pressure

- What when and why to teach your dog to "give to pressure"
- When to start introducing leash pressure
- Training the Back-Up on a verbal cue

Sustained Focus

- Increase the focus and distance of straight line heeling
- Heel off the wall

When to use Food vs. a Toy Reward for Heeling

- When and why do you move from food rewards to toy rewards
- Choosing the dogs focal point on your body
- How to retrain a dog that has been started in other training systems

Training Turns while Heeling

- When to start training turns
- Use of touch pads in teaching the turn
- Using a physical cue along with a verbal cue in teaching turns
- Turns: left turns, right turns, about turns

Training the Finish

- The types of finishes used in heeling your dog and how they vary
- How to layer teaching the finish into your heeling program

Find the Left Leg

- Fine tune your dogs position by training "find the left leg exercises"

Adding Distractions

Outtakes



Photo by Cindy Nolan

We feel that the work in this DVD is revolutionary. I started going to competitive training seminars in 1974 and have never stopped. I have never been exposed to concepts that even come close to the work in this DVD.

Training dogs to give to pressure is revolutionary in the field of dog training. It teaches young dogs how to live with stress. The concept of "learning how to give to pressure" has been around for years in horse training, no one has introduced it into the world of dog training like Michael Ellis.

Michael Ellis DVD Set



The Michael Ellis DVD set includes:

- The Power of Training Dogs with Food DVD (#220-D)
- The Power of Playing Tug with Your Dog DVD (#221-D)
- Focused Heeling with Michael Ellis DVD (#223-D)
- Training the Retrieve with Michael Ellis DVD (#224-D)

Free Shipping of our choice anywhere in the world with this set.

Save \$20 & Free Shipping #4014 \$240.00

Training the Retrieve

with Michael Ellis



Photo by Cindy Nolan

DVD | 3 Hours
leerburg.com/224.htm

#224-D \$65.00



Streaming video preview available online.

Our newest DVD with Michael Ellis was finished in June of 2010. It is by far the most comprehensive step-by-step training DVD on teaching a dog to retrieve that we have ever seen. It has replaced both of our previous retrieval training DVDs.

If you are a student of marker training or interested in marker training you will love Michael Ellis' approach to this work. Because the system is founded in markers, there is a very minimal amount of force used in our training. It is our belief that a dog should not be force trained to retrieve.

We recommend the viewer have an understanding of marker training before beginning this work. This is all covered in the earlier DVDs we have done with Michael Ellis.

In our opinion, no one is ever going to reinvent a better training system on teaching a dog to retrieve than what we have detailed in this training DVD. Michael's system can be used for AKC obedience, for Schutzhund trainers, for any of the ring sport trainers and even field trial retriever enthusiasts.

Chapters in this DVD

- Michael Ellis Opening Lecture on the Steps of Training the Retrieve
- Pattern Retrieving Games
- Holding the Dog's Muzzle
- Students Learning the Hold
- Training the Dog to Hold an Object
- Retraining Older Dogs to Hold
- Review of Training Steps Before Pickup Training
- Trouble Shooting the Hold
- When to use a Tug Reward
- Training the Pickup
- Introducing the Dog to the Tossed Dumbbell
- When to Mark the Pickup
- Proofing the Exercise
- Free Shaping
- Advance Training - Introducing New Retrieve Objects
- Two Lectures on Michael Reviewing the Retrieve
- What to do when the Dog doesn't Pick up the Retrieve Object

2011 Upcoming Videos

In the past couple of years we have produced some of our best dog training DVDs with Michael Ellis. Michael and I will continue this partnership and release several new DVDs in 2011. While the footage for these DVDs has already been filmed the editing can take months. If you would like to be kept informed of our new training videos sign up for our biweekly newsletter.

Training the Jumps

Training the Send Away

Training Protection Exercises without a Helper




Photo by Cindy Nolan

If you would like to get a feel for Michael Ellis' system of training dogs, go to Leerburg's FREE Streaming Video section of the website and watch Michael's one hour video lecture. leerburg.com/videolist.php




Basic Dog Obedience

4 Hours Long

This video pertains to all breeds.

DVD | 4 Hours
leerburg.com/302.htm

#302-D \$40.00

 Streaming video preview available online.

The goal of this video is to teach people how to train their own dog to become a well mannered family pet. Our DVD was last updated in early 2007. It was originally produced in 1982 and has gone through a number of updates. With each release, it gets better and better.

The problem with taking your dog to obedience class is that the dog is expected to learn new commands under extreme distraction (i.e. when it is surrounded by 10 or 20 other dogs). This is not the correct way to train a dog. In fact, it's totally unfair to the dog.

There are four phases to dog training:

1. The Learning Phase
2. The Correction Phase
3. The Proofing Phase
4. The Maintenance Phase

In the learning phase new commands should be introduced in a distraction free environment; like your kitchen or your back yard or an environment that the dog is used to living in.

We teach new commands through positive motivation. During this phase we never correct the dog for not performing the command. It would be unfair to give a correction during this phase because the dog has not yet learned the meaning of the command.

When the dog has learned a command but then refuses to do it, it is time to move into the correction phase of training. This is where the dog learns that if it does not do what it is told to do, it will get a correction. Every dog is different; our video shows how to determine when to give corrections and what level of correction to give different dogs.

When the dog consistently performs obedience commands at home, it is ready for the distraction or proofing stage of training. During this phase we teach the dog that it must mind no matter where it is or what is going on around it. This means it must follow your commands when people come to your house, when other dogs are around, when on a walk, or when playing with toys.

Dog training never ends. It is in the maintenance phase of training that our dogs learn that we are always constant in our expectations. We show him



that we always expect him to follow our commands.

Our DVD will teach you how to train the basic commands of Sit, Down, Come, Stay, Heel, and go to your place.

I do not recommend organized obedience classes until a dog reaches the distraction phase of its training. By this point obedience classes are fun. How else could you get 20 friends and their dogs together to help proof your dog's obedience commands?

There are 3 concepts in dog training that new trainers must understand before they begin to work with their dog:

1. How to break a command down into small component parts that your dog can understand.
2. How to effectively praise your dog. This video will teach you how and when to praise. You will learn what happens when you praise too much or to little.
3. How to administer a proper correction for your dog's temperament. You also will learn when to correct, and just as important, when not to correct your dog. I also explain what to do when you make a mistake and correct too hard, or what to do when you correct at the wrong time.

The training concepts in this video are broken down into step by step increments that even young children can understand.

We strongly recommend people establish pack structure before they begin formal obedience training. If you are a new dog owner your goal should be to create a calm submissive dog. The road to accomplishing this is explained in our DVD titled Establishing Pack Structure with the Family Pet. That's why we recommend that new dogs owners get both Basic Obedience and our Establishing Pack Structure DVD.

SAVE \$8

When you purchase Establishing Pack Structure with the Family Pet DVD (#308-D) AND the Basic Dog Obedience DVD (#302-D) together.

#4003 \$72.00

Establishing Pack Structure with the Family Pet



Dog owners should establish pack structure before OBEDIENCE TRAINING their dogs.

DVD | 4 Hours, 9 Minutes

leerburg.com/308.htm

#308-D \$40.00



Streaming video preview available online.

New pet owners are often told the road to a calm, submissive dog is to attend obedience classes and socialize their dog. We don't agree with this, in fact we think it's bad information.

All dogs are pack animals. Every breed of dog is hard wired with genetic pack instincts. The smallest Chihuahua to the largest Great Dane wants to live in a dog pack. They also genetically want to establish leadership and rank within their pack.

The road to a calm submissive dog is to first establish pack structure and leadership. Once leadership has been determined a dog can then be obedience trained.

I get hundreds of emails every week from people who have behavioral problems with their dogs. 99% of these problems are a direct result of owners who have failed to establish pack structure with their dogs.

Establishing pack structure means teaching the dog that he now lives in your family pack and that you are his pack leader. This process also teaches the dog that YOU set rules that he must live by. Once a dog accepts your leadership and your rules he becomes a calm, happy dog.

When a dog accepts a pack leader he is also more willing to listen and follow directions during obedience training.

This DVD will teach the way I establish pack structure with a new dog when I bring it into my home. The goal of my training is to establish leadership and still allow the dog to maintain his dignity. When I introduce my rules I do so in ways that create a level of communication and respect.

The information I show is based on my 45 years of experience in training, breeding over 350 litters of German Shepherds, competing in various sports, and working as a police K-9 handler for 10 years. I've established leadership with more dangerous dogs than I can remember. During this work I have never been badly bitten or even hurt by a dog.



I like to remind people that hundreds of thousands of dogs with behavioral problems go through obedience classes every year in this country. The vast majority of these dogs come out of class with the exact same problem they had when they started training. The reason for this is that most obedience classes teach exercises (i.e. come, sit, stay, and down) and they ignore pack structure training.

Teaching obedience first puts the cart before the horse. Once a respectful relationship has been established you have an atmosphere of trust and respect that provides a platform to start obedience training.

The reason we have so many humane societies full of dogs, so many dog bites, so many behavioral problems, and so many dog fights is because owners have not established pack structure and leadership.

The bottom line in all of this work is that in essence you are going to learn to speak and live "DOG." You are not teaching the dog anything he does not already know. All you are doing is showing the dog that you understand his language and expect him to respect you and live by your rules.

When we establish a meaningful bond with our dog we will both wake up everyday wanting to spend time together. Do not ever underestimate the happiness this kind of relationship can bring to your life.



Many people would think this was a cute, safe situation – it is not. This is not a happy dog.

SAVE \$8

When you purchase Establishing Pack Structure with the Family Pet DVD (#308-D) AND the Your Puppy 8 Weeks to 8 Months (#120-D) OR the Basic Dog Obedience DVD (#302-D) together.

Establishing Pack Structure (#308-D) & Your Puppy (#120-D)

#4004 \$72.00

Establishing Pack Structure (#308-D) & Basic Obedience (#302-D)

#4003 \$72.00

FOR ALL DOGS

Dealing with Dominant & Aggressive Dogs



DVD | 3 Hours, 30 Minutes
leerburg.com/301.htm

#301-D \$49.00

Streaming video preview available online.

While I have seen a number of books that define dominance, I have never seen a book, much less a DVD, that trains people how to properly deal with or train dominant dogs. If your dog is growling at you, your family members, your friends, or visitors to your home then you need to take steps to control this aggression.

Every year hundreds of thousands of dogs go through obedience classes. The majority of dominant dogs that go through these classes come out just as dominant as before they started. The reason for this is that instructors and owners do not address issues of pack drive and rank within the pack.

Our DVD was produced to help people analyze their dog's aggression problems. I then provide information to help owners solve these problems.

The vast majority of local dog behaviorists are unqualified to offer advice on dog aggression or dominance. Many think the solution to dominance and aggression is through positive motivation. These people are almost always wrong. The best solution is always through respect and leadership.

This DVD provides enough information to help dog owners either solve these problems themselves or be in a position to determine if a local individual is qualified to assist in their dominant or aggressive dog problems.

This DVD covers:

1. Types of dominance & the triggers that cause a dog to display dominance
2. Recognizing the signs of dominance
3. Living with and training a dominant dog
4. Problem solving
5. Picking a behaviorist

If your dog is becoming animal aggressive and you want to learn how to live with and control an aggressive dog this DVD will help you.

SAVE \$9

When you purchase Dealing with Dominant & Aggressive Dogs DVD (#301-D) AND the Remote Collar Training for the Pet Owner DVD (#318-D) together.

#4002 \$80.00



Weighted Vest and Collar



This weighted vest and collar were originally designed to develop and build a dog's muscles. However, a tired dog is not an aggressive or dominant dog. Each comes with weights that you can add or remove as needed. Each weight has a separate pocket with its own heavy-duty zipper. (Featured in video 301-D.) leerburg.com/792.htm

1 Pound Weights

8 lb. Medium Vest	27" - 34" Girth	#792-2	\$89.00
10 lb. Large Vest	34" - 38" Girth	#792-3	\$99.00
5 lb. Collar	Fits Most Dogs	#798	\$49.00
1 lb. Extra Weight		#792W	\$4.99 each

1 1/2 Pound Weights

4 lb. Small Vest	22" - 27" Girth	#792-1	\$69.00
1/2 lb. Extra Weight		#792W-1	\$3.99 each



Leerburg Dominant Dog Collars

Designed specifically to deal with handler aggressive or dog aggressive dogs. For use with a prong collar. leerburg.com/746.htm Please specify neck size, available in one inch increments 8" to 27" in red, blue, green or black.

#746A \$14.50

How to Raise a Working Puppy



DVD | 1 Hour, 15 Minutes
leerburg.com/117.htm

#117-D \$40.00

There is a big difference between how one should raise a working puppy and how pet owners raise their pets. Working puppies are expected to look at their world with more self confidence. It does not make any difference if you are raising a Schutzhund puppy, a police service dog puppy, a puppy for personal protection work, or a puppy for competition obedience or agility. They can all benefit by making some simple changes in how they are brought up and handled.

This is not a bite training video. It is a video teaching people how we raise our pups here at Leerburg. This video outlines a step-by-step manner how to socialize, imprint, and prepare your puppy for his or her working career. This is a common sense approach that anyone can do. The key to raising a successful working puppy is to have a plan and make the best use of the time you spend with your dog. An example of this is: one can take their pup for a walk and have it just be exercised; or one can take their pup for a walk and make it an experience in which the pup gets exercise, along with a chance to learn MARKERS and be introduced to environments that provide a small level of stress for the pup to learn to work through.

This dog training DVD deals with the following topics:

1. Should the working pup be a house dog or a kennel dog?
2. Manage and neutralize a working pup to training collars.
3. Teaching a working puppy that a vehicle is going to be a part of its career.
4. Learning to be neutral to other dogs.
5. Socializing, or "neutralize," our pups to strange environments.
6. The manners of a working puppy.
7. It is very common for new trainers to over exercise their puppy. We cannot tell anyone exactly how much to exercise their pup, but we do talk about some of the guidelines that we take into consideration.
8. Medical issues and a working puppy. It is a given that a working puppy is going to be exposed to more examinations by a stranger (a Vet) than the average dog. We believe that a little forethought at an early age goes a long way towards eliminating a dog getting stressed over this as an adult.
9. Games and toys.
10. If you are raising a working puppy you are probably going to have a dog with a degree of drive. While this video does not show how to bring out that drive (my video Building Drive and Focus does that) - we do caution people that "JUST BECAUSE YOUR PUP CAN DO SOMETHING DOES NOT MEAN IT SHOULD DO SOMETHING."

Remote Collar Training for Pet Owners



Our training methods work with
ALL brands of remote collars.

DVD | 2 Hours, 45 Minutes
leerburg.com/318.htm

#318-D \$40.00



Streaming video preview available online.

Until now there has never been a well done training video that teaches pet owners the concepts of how to train with an electric collar. In my opinion the videos that come with various manufacturers collars are terrible. Our DVD solves this problem and is not brand specific.

When used properly low level stimulation from a remote collar is one of the most humane methods ever developed to train dogs. I call it training with an invisible leash. There is a myth that stimulation from an e-collar involves pain. This is simply not true. The majority of the time the levels we use in training cause a sensation that gets the dogs attention but they do not involve any pain.

There are a number of old school theories of how to train with a remote collar. I explain these methods in my DVD and then tell you why the methods I offer are the best I have seen in 27 years of remote collar training.

The goal of all dog training is to teach our dog to follow a voice command. My training methods teach a dog that the stimulation from an e-collar comes from the owner and only after the dog refuses a known command.

Old school trainers make a dog wear the collar for a couple of weeks to condition the dog to collar training. I explain a much better way.

Our DVD also explains what a dog should know before starting e-collar training. It explains how to determine what level of stimulation your dog should be trained with. Every dog is different and every situation is different. I explain the concepts of using the collar and the protocol for taking a dog through each step or stage of this training.

There is also a section on using a remote collar to solve some behavioral problems, like dog aggression. The Basic Dog Obedience DVD is a recommended pre-requisite to this DVD.

SAVE \$20

Receive 50% off Remote Collar Training for the Pet Owner DVD (#318-D) with the purchase of an e-collar.

WHELPING PUPPIES

Whelping Puppies and Their First 8 Weeks



DVD | 1 Hour, 45 Minutes
leerburg.com/118.htm

#118-D \$40.00

This video explains how to prepare and assist a bitch in whelping a litter of puppies. There is extensive video of females whelping pups. It tells the breeder exactly what needs to be done during the birth and throughout the first 8 weeks of a pup's life. Ed Frawley has been breeding German Shepherds since 1978. He has bred over 350 litters. You will benefit from the practical experience he has gained in whelping this many litters.

It takes you through the trials of dealing with sick puppies. It shows exactly how to tube feed a weak puppy and provides a medical program to follow for the entire litter. As puppies go from day one to 8 weeks of age, they go through a series of changes or stages of development. The video is divided into weekly segments. We explain the added responsibilities of the breeder as the pups approach and go through the weaning process. The concepts that are explained in this video can be applied to every breed of dog.

How to Tattoo Your Puppies

DVD | 35 Minutes
leerburg.com/411.htm

#411-D \$30.00

I personally prefer to tattoo my pups versus putting a computer chip in them. There are too many kinds of computer chips, and each needs its own chip reader. Anyone can look in the ear of a dog and see that it is tattooed. If anything, I would recommend both a chip and tattoo. This DVD can be yours for free when you purchase the complete set of Hauptner's Tattoo Equipment (See Below).

This video is directed towards the dedicated dog breeder. It is an instructional video teaching people how to tattoo their own puppies. The video deals with Hauptner tattoo equipment from Germany. Hauptner makes the best tattooing equipment in the world for dogs. The video was filmed at a tattooing seminar in California. Debby Gundherr is the instructor. She has tattooed over 1,300 dogs in the past 10 years. She is also on the Schutzhund USA breed committee. During the seminar, Debby tattoos a litter of puppies. There is excellent video showing the exact procedure to follow. Includes a step by step review at the end of the video.



Hauptner Tattoo Equipment

Hauptner is without a doubt the finest tattoo equipment in the world. Meant to last a lifetime. Used to tattoo puppies ears. Manufactured in Germany and is the only tattoo equipment used by all of the breed clubs in Europe. Prices are subject to change as the value of the Euro fluctuates vs. the value of the US dollar. Free DVD "How to Tattoo Your Puppies with the full set!" leerburg.com/hauptner.htm

- | | | |
|---|-------------|-----------------|
| Forceps | #10A | \$70.00 |
| The pliers that actually pierce/tattoo the ear using the numbers and letters. Holds 7 characters in any combination of numbers & letters. | | |
| Double Set Figures | #11A | \$120.00 |
| 2 of each of the numbers: 0, 1, 2, 3, 4, 5, 6, 7, 8, 9. Size: 1/4" wide x 1/2" tall. | | |
| Alphabet | #12A | \$140.00 |
| 1 of each of the letters A, B, C, D, E, F, G, H, I, J, K, L, M, N, O, P, Q, R, S, T, U, V, W, X, Y, Z. Size: 1/4" wide x 1/2" tall. | | |
| Green Ink (50 grams) | #13A | \$13.00 |
| Tube of green tattoo ink. | | |
| Set of All Items | #14A | \$343.00 |

Puppy Tube Feeding Kit



Includes 1 syringe & 1 feeding tube. Feeding tube is 16" long and 3/32" outside diameter with closed, rounded tip w/2 side port 'eyes.' 35cc Syringe.
leerburg.com/1121.htm

#1121 \$4.50

Litterband ID Collars



Correctly evaluate your litter. Packs of 8. No buckles or clasps. Toy size is used for smaller breeds and very young puppies. Regular size is used for pups around 5 to 8 weeks. For use between five and nine weeks of age. leerburg.com/1303.htm

Toy	5-9"	#1303-1	\$15.00
Regular	6-12"	#1303-2	\$20.00

Artificial Insemination Kit



We strongly recommend that you purchase our AI DVD if you are not familiar with performing artificial insemination. 3 Cycle Small Breed kit shown. Small kits are not suggested for use on dogs under 10 lbs. More photos online. leerburg.com/1074.htm

- | | |
|--|---|
| <u>3 Cycle Small Breed Kit Includes:</u> | <u>3 Cycle Medium/Large Breed Kit Includes:</u> |
| • 6 Gloves | • 6 Gloves |
| • 3 Docking Rings | • 6 End Cones |
| • 3 - 20cc Syringes | • 3 Centrifuge Tubes |
| • 3 Insemination Tubes | • 3 Cetrifuge Tubes |
| | • 3 Docking Rings |
| | • 3 - 20cc Syringes |
| | • 1 Tube of Lubrication |
| | • 3 Insemination Tubes |
-
- | | | |
|--------------------------------|----------------|----------------|
| 3 Cycles - Small Breed | #1074-1 | \$21.50 |
| 3 Cycles - Med-Lg Breed | #1074-3 | \$22.50 |

How to Artificially Inseminate Your Dogs

DVD | 1 Hour
leerburg.com/127.htm

#127-D \$40.00

This DVD shows how we collect a stud dog's semen and immediately inseminate one of our females at our kennel. This DVD does not show breeders how to handle chilled or frozen semen.

DVD sections include: The equipment needed to do an artificial insemination. How to look at and read vaginal smears in your kennel. How to collect a stud dog's semen. How to handle the semen once it has been collected. How to insert the catheter. How to inseminate the female. How to handle the female after the insemination. How to clean and sterilize the insemination equipment.

50% off this DVD with the purchase of an AI Kit!

Training Your Agility Dog



DVD | 1 Hour, 35 Minutes
leerburg.com/303.htm

#303-D \$45.00

This video was filmed in England with Peter Lewis. Peter started training agility in the early 1980's. He is the founder of the Agility Dog Sport. The video approaches every type of jump and climbing article, separately. The training for each jump is broken down into a step by step training method that works on all dogs. Peter's methods are strictly motivational, there is no force used. The video teaches how to train the dog to hit every contact point. It also has a detailed training section on how to handle a dog in an Agility Competition.

Training the New Helper



DVD | 1 Hour, 5 Minutes
leerburg.com/115.htm

#115-D \$65.00

This video is intended for the person that has never done agitation or helper work before. If you have a friend, relative, or club member that wants to learn how to take bites, this video is the place to start. It is not a dog training video, it is a video for training people. It begins with selecting the type of dog to use with new helpers. There is also a short section on the equipment that is needed for this training.

Training the Trial Helper Advanced Helper Work



DVD | 2 Hours
leerburg.com/116.htm

#116-D \$65.00

This training video was made with the help of Tom Rose and has detailed, step by step training sections. We show exercises that teach helpers footwork for the courage tests, and advanced defensive work with dogs. Step by step training sequences that all helpers should work through to develop smooth, frontal catches. We show the correct way to administer stick hits, both from a technical standpoint, and from the judge's viewpoint.

Sport DVDs

French Ring Sport Demonstration

Netherlands Police IPO Trails of Europe

DVD | 2 Hours
leerburg.com/509.htm

#509-D \$24.00

1988 Mondioring Tourani, Belgium

DVD | 1 Hour, 25 Minutes
leerburg.com/512.htm

#512-D \$24.00

Training Techniques for the French Ring

DVD | 1 Hour, 45 Minutes
leerburg.com/107.htm

#107-D \$24.00

1998 Mondioring Championship

DVD | 2 Hours
leerburg.com/444.htm

#444-D \$24.00

Training the Send Away



DVD | 1 Hour, 25 Minutes
leerburg.com/306.htm

#306-D \$45.00

This video teaches people how to train a dog to do a motivational send away for the sport of Schutzhund or the AKC obedience ring. It does not teach a forced send away. If the training is done correctly you can get fast, straight send aways from your dog. Exercises are broken into component parts. Includes an excellent trouble shooting & problem solving section.

Handler Training for a Companion "B"



DVD | 55 Minutes
leerburg.com/112.htm

#112-D \$40.00

In 1992 the rules for Schutzhund were amended to make it mandatory for all dogs to pass a Companion Dog "B" exam before competing in a Schutzhund I Trial. This video is designed to show the handler exactly what the judge expects from the dog and the handler for a Companion Dog "B." We include video of an actual "B" exam along with computer generated diagrams to make it easier to understand exactly what is expected from the handler.

Schutzhund the Dog Sport



DVD | 50 Minutes
leerburg.com/102.htm

#102-D \$20.00

This video is intended to educate the viewer on what the sport of Schutzhund is all about. You will learn how the sport was formed, and why Schutzhund is the reason German bloodline dogs are so much better than American dogs. It also details the origins and the history of Schutzhund, and explains the various Schutzhund titles. Much of this video was filmed in Germany. If you would like to learn more about the sport of Schutzhund, this video is a must.

Training Handlers for a Schutzhund I Trial



DVD | 1 Hour, 35 Minutes
leerburg.com/113.htm

#113-D \$39.00

The purpose of this video is to teach trainers how to handle a dog in a Schutzhund I Trial, and get the maximum number of points possible. Many times handler errors result in points being lost at a competition. There are times a dog fails a competition when it could have passed if the handler had only done something a little differently. The video is divided into 4 major sections: Pre-Trial Preparation, Schutzhund I Tracking, Schutzhund I Obedience, and Schutzhund I Protection.

Training Police Service Dogs

DVD | 1 Hour, 40 Minutes
leerburg.com/104.htm

#104-D \$35.00



This video assumes the viewer understands the basics of bite training. Many police departments waste thousands of dollars in officer training time with dogs that never should have been selected as a Patrol Dog. This video shows how to test a dog to determine if it has the necessary drive to do police work. We show how to train a dog to target its bite to the entire body starting with leg bites, then leg to arm transfers, arm to leg transfers, and finally, back and shoulder bites. More information available online.

Training Building Search for Police K9 Dogs

DVD | 2 Hours
leerburg.com/122.htm

#122-D \$35.00



This video deals with the process of developing a police dog's skill in locating criminal suspects hiding in a building. New officers often over estimate their dog's ability to perform this skill. Over estimating a dog's scenting ability is bad dog training and it could get you killed. The video includes; temperament, where a dog should be in training, most common problems and a step by step breakdown, pursuits into a building, learning indications, off lead control and more.

Muzzle Fighting for Police Service Dogs

DVD | 1 Hour, 20 Minutes
leerburg.com/121.htm

#121-D \$65.00



Our training video deals with "Muzzle Fighting" for police service dogs. Working in muzzle is one of the least understood exercises in protection work. The video takes the viewer step by step through muzzle fighting. There is a real difference between what we show in this video, and what happens when someone just throws a muzzle on a dog and sends him after a helper without a sleeve. The goal of this video is to train a dog in muzzle to alert on a passive suspect located some distance from his handler.

Training Narcotic Detection Dogs

DVD | 1 Hour, 45 Minutes
leerburg.com/109.htm

#109-D \$29.00



Using a Narcotics detection dog is the most unobtrusive method available to search a suspect's vehicle, house, or belongings. The goal of every narcotics dog handler should be to eliminate false indications by his dog. This video emphasizes training techniques that will provide you with a dog that not only finds drugs, but one that will not false hits. This video details selection testing dogs for narcotics work and discusses the types of narcotics to train with and the safety measures a handler is required to take with the different types of drugs.

Bark & Hold Training for Police Service Dogs

DVD | 2 Hours
leerburg.com/123.htm

#123-D \$35.00



Training a police dog the bark & hold is very different from training a sport dog the B&H. Most service dogs come from the ranks of sport dogs. They must quickly change their view of the helper from someone that is a prey object, to someone who is a fighting partner. Trainers do not have months to accomplish this, in most cases it must be done in weeks. This video shows how to get a serious bark and hold out of a genetically correct dog. The video is a must for every K-9 handler and sport trainer that wants to train a more serious dog.

Training Off Leash Control with Directed Search for Police K9

DVD | 1 Hour, 30 Minutes
leerburg.com/125.htm

#125-D \$25.00



The directed search is one of the more important exercises that police K-9 handlers must teach their dog. If a service dog is to work safely off leash it must know the directed search. K-9 handlers must have complete control over their dogs at all times. The training segments for this tape are; Training the Recall under Extreme Distraction, Teaching the Blind Search on a Training Field, Teaching the Directed Search in a Building, and Drive Building Exercises for Directed Search.

Tactical Training with Police Service Dogs

DVD | 1 Hour, 40 Minutes
leerburg.com/111.htm

#111-D \$35.00



Police K9 training programs need to simulate actual street situations. This video shows a number of common scenarios that have actually happened. We recommend several changes to training programs that will compensate for past mistakes. These changes result in a safer situation for the officers and their dogs. Working a dog under friendly fire is covered in detail. We also show how to train a dog not to be aggressive to gun fire and arrest procedures with a dog.

Scratch Box

This scratch box can be used for narcotics dog training, explosive dog training or accelerant dog training. Designed after scratch boxes that are used in the Federal police dog schools in Holland. The Dutch are masters of scent work. An excellent training tool that can be used to proof dogs off of odors in addition to locking dogs onto odors. The best application for these boxes is to have 5 to 7 boxes hung on walls or on 2x4 racks that you mount in a room. These boxes can also be used to train accelerant dogs. More photos and details available online. leerburg.com/1208.htm



Scratch Box #1208 \$110.00
Set of 5 #1208-SET \$500.00

Training Tracking Dogs S&R or Police



DVD | 2 Hours
leerburg.com/205.htm

#205-D \$65.00

If you are a K9 officer who trains your service dog with food and a ball you already know that you only catch 3 or 4% of the people you track. The RCMP (Royal Canadian Mounted Police) catch 45-50% of all the people they track. This includes suburban and urban tracking. If a suspect runs in the country, they catch 95% of them. This video was filmed in Alberta, Canada at the police dog training center for the RCMP. RCMP instructors are the best tracking dog instructors in the world. They have been training police tracking dogs since 1935. This video will show how the RCMP can train a dog (in 60 training tracks) to follow a 1 hour old, 5 KM, unknown track that contains back tracks, road crossings, fence crossings, and articles. The RCMP has 3 levels of tracking. This video covers Level One, or tracking in a rural environment. Level Two and Three (#208-D) deals with suburban and urban tracking. I have had literally hundreds of K9 officers call or write to say, "This is the only way to train a police dog to track." They wish they had seen this video when starting to train their dogs. Many officers have said, "This training method put the fire back into my police dog. Now he enjoys tracking and we are catching people that used to get away." The RCMP use these three video tapes I did with them in their training school.

Training Urban & Suburban Tracking Dogs



DVD | 2 Hours
leerburg.com/208.htm

#208-D \$65.00

This video was also done with the RCMP in Canada. In it we train a dog to track in a suburban and urban environment. In Level One Tracking (Video 205) we taught the dog to track in the country. The reason all police dogs must first learn to track in the country is because the country is relatively distraction free. We actually teach the dog to track in the country and then use a portion of the Level Two & Three to teach the dog to deal with the distractions of the city. In this video the dogs learn to deal with extreme distractions: dogs barking on the other side of a fence, cats in back yards, and kids following along. The dogs also learn to deal with much smaller scent pictures, more cross tracks, and extreme cover changes. This video teaches hard surface road crossings, along with extended periods of track loss (where the dog must search and search for a lost track.) We teach the handler the true meaning of "reading your dog." Every successful K-9 handler is a master at recognizing negatives and assisting his dog in re-acquiring the lost track.

Track Laying for the Police Tracking Dog

DVD | 55 Minutes
leerburg.com/207.htm

#207-D \$30.00

The hardest part about training Police or S&R tracking dogs is finding track layers. Every time you ask a new person to lay tracks you have to go through the same ritual. You explain all of the basics and all of the terminology for what needs to be done. This video is designed to train new track layers. We cover how to walk a straight leg, double laying tracks, kicking corners, marking high to low veg, marking road crossings, marking fence crossings, where to lay articles, and much, much more. In my video titled "Training Police Tracking Dogs - Level One," I only spent about 10 minutes on track laying. This video spends 55 minutes on the subject.

Training a Competition Tracking Dog

DVD | 2 Hours
leerburg.com/203.htm

#203-D \$65.00



This video was filmed over a 3 year period in Germany & America. It is one of the most comprehensive studies ever done on sport tracking. This video uses all motivational methods to teach a dog to track. We discuss the difference between motivational tracking and forced tracking, we do not teach any forced tracking in this video. The video begins with the theory of track scent. There is a section on how to select tracking fields for dogs of different skill levels, showing good and bad fields for beginner dogs and the more advanced dogs.

Hard Surface Tracking "It's Not Impossible"

DVD | 1 Hour
leerburg.com/210.htm

#210-D \$39.00



This video was filmed in Holland while visiting the Dutch police dog schools in Nunspeet and Rotterdam. I am not aware of any better hard surface tracking instructors in the world. The key to hard surface tracking is selecting the right dog. You will see the type of dogs the Dutch use and I will point out a few of their training techniques. This video shows police dog handlers that hard surface tracking is possible if you have the right dog and are willing to put in the time.



Leerburg Leather Tracking Articles

These scraps of Latigo Leather are perfect to use for Tracking Articles. They are scraps that come from the remains following the construction of our leather leashes and collars. One quart-sized bag full of various sized leather scraps.
leerburg.com/1106.htm

#1106 \$10.00

Tracking DVD Set Save \$15

Save \$15 when you purchase Training Police Tracking Dogs DVD (#208-D), Training Tracking Dogs for Police or S&R Dogs DVD (#205-D), and Track Laying for Police Tracking DVD (#207-D)! leerburg.com/combo.htm

#4009 \$145.00

Bite Training Puppies

DVD | 2 Hours
leerburg.com/108.htm

#108-D \$65.00

There are areas of dog training, whether it be Police Service work, KNPV, Schutzhund, Personal Protection, or the Ring Sports, that require a dog to learn to bite people. By selecting the right pup and then imprinting as much bite work as possible at an early age, we end up with a much better adult.

The first 45 minutes of this video deals with the instincts and drives to look for in selecting a puppy for protection training. We show puppy tests that explain how to select the right pup from a litter. This video was filmed in Germany and America over a 5 year period. We filmed a German litter being tested and then went back two years later and filmed one of these dogs just before it got a SchH III.

All of this training is done by the handler. I compare this to a father teaching his child to fight. A father can teach his child the basic skills of judo or karate and it is all done in the framework of being a game. It is the same thing with the handler working his own pup in prey drive. This video explains the information needed to teach a puppy the basic skills of bite work.

While this training is the foundation for protection or attack work, the pups are not capable of doing serious handler protection until they are mentally mature enough to deal with the stress of a real encounter. Most dogs are not mentally mature until they are 18 to 30 months old.

The First Steps of Defense

DVD | 2 Hours
leerburg.com/101-d.htm

#101D-D \$65.00



For a dog to do police service, serious personal protection, or good Schutzhund work, it must have a solid foundation in defensive drive training. Before this can take place, the dog must have already gone through prey bite development and it must have reached mental maturity. Starting defense work too young can ruin a dog's working ability for life.

Our video shows how to take a young dog through the steps of defensive training. This is an extremely critical phase of a dog's training career. The reason for this is that there is a fine line between a dog defending itself, and the fight or flight response. In protection training we never want to push a dog into avoidance.

For years people in this country have only trained dogs in prey drive. In fact, even today many dogs are still trained only in prey drive. This is a serious mistake if the handler ever expects that dog to do any form of personal protection. Dogs trained only in prey do not protect their handlers.

The helper work for defense can never be done by the dog's owner. It must always be done by a helper that is adept at reading and understanding the drives and temperament of defense. If you are training a new helper, we recommend that your helper watch and learn from the video. The information we cover is as important for the helper as it is for the dog.

The First Steps of Bite Training

DVD | 2 Hours
leerburg.com/101-b.htm

#101B-D \$65.00



When done properly, protection training is extremely complex. If the foundation for protection work is not 100% correct, it is only a matter of time before the dog and handler run into problems. The goal in producing this video was to show that a person with little or no dog training experience can understand how to lay this foundation.

The video begins with 6 month old dogs. It explains the drives of protection training. It explains how a dog's drives are effected by its nerves and genetics. The viewer learns how to identify the drive thresholds of his or her dog, and then uses that information to develop a training program tailored to their specific dog. This video shows exactly what the handler can do with their own dog to build a foundation for protection work. Just as importantly, we show the exact spot in training where the handler has to get a helper to continue the bite training. So the video answers the question "How much can I do to train my own dog in protection training?"

This video is a must for training new helpers. It identifies the drives a dog works in, critical distance, and avoidance. So the new helper has a clear picture of exactly what their role is in the training process. The training in this video will work with dogs of any age from 6 months and older.

Training Personal Protection Dogs

DVD | 1 Hour, 35 Minutes
leerburg.com/105.htm

#105-D \$65.00



This video assumes a dog has already gone through bite development. This means "you and your dog" know and understand the material in our bite development videos. If you need to know exactly what videos cover bite development go to my web site for this training video (leerburg.com/105.htm) and you will see a list of videos I recommend before the work on this video starts.

This video shows how to target the dog's bite to different parts of the body. This is taught in segments using body bite suits. We begin with Leg Bites; then Leg to Arm Transfers; then Leg to Arm and Arm to Leg Transfers; then Arm to Arm Transfers; and finally Shoulder and Back Bites. Although the concepts are similar to those covered in our video 104 "Police Service Dogs," most Personal Protection dogs are not as strong as patrol dogs, and therefore need more training steps in their program. We show you how to do this. Muzzle work is the only way to proof a dog that has been trained in body bites. Muzzle training is broken into 6 steps followed by a section on "Helper Hints" for effective muzzle work.

We then discuss 4 methods of putting defense or civil drive into your dog. Civil drive is the ability of a dog to alert on a man without protective equipment on. This video demonstrates 4 methods to safely work strong, civil dogs. You learn when one method should be used over another.

Training Dogs to Get Along with Horses



DVD | 2 Hours, 45 Minutes
leerburg.com/211.htm

#211-D \$40.00

Many people who love dogs also love horses. Cindy and I fall into this category. Some of us are lucky because our dogs get along with our horses. Not everyone is this lucky, some dogs are either aggressive to horses or they have such a strong prey drive they can't seem to stop themselves from chasing the horses. This DVD will help provide those people with enough information to find a solution to their problem. There are so many variables in this work that there is no SINGLE training method that can be used on every dog. Dogs are pack animals. Some dogs simply need to understand that the horses are part of the family pack. Once this is accomplished the dogs accept the horse as a pack member and the problems go away. It is not unheard of for a horse to kill a dog. If you love your dog, it's important that you understand the concepts and principles behind the training that is shown in this DVD.

Clicker Train Your Own Assistance Dog



DVD | 3 Hours, 10 Minutes
leerburg.com/417.htm

#417-D \$100.00

Learn how to Clicker Train Your Own Assistance Dog with this **four** part DVD series produced by Barbara Handelman, M.Ed. Includes CD "How to Use this DVD Series" with manual, scripts, and complete table of contents. For best use of this series of DVDs, the trainer should have a worked with clicker training basics and the essential tenets of canine learning theory. It's important for the dog to be fluent with essential "obedience" skills, as well as being both comfortable and safe working off lead. All of these behaviors should be on cue, before attempting to train the complex skills.

Herding DVDs

Training Sheep Herding Dogs with Karl Fuller

DVD | 1 Hour, 25 Minutes
leerburg.com/505.htm

#505-D \$65.00

German HGH Championships The HGH Video (In English)

DVD | 2 Hours
leerburg.com/506.htm

#506-D \$24.00

An Intro to All Breed Herding by Lynn Leach

DVD | 43 Minutes
leerburg.com/505b.htm

#505B-D \$41.00

All Breed Herding: The Next Steps by Lynn Leach

DVD | 43 Minutes
leerburg.com/505c.htm


#505C-D \$41.00



DVD Box Sets

leerburg.com/combos.htm

Michael Ellis DVD Starter Set



The Michael Ellis DVD Starter set includes:

- The Power of Training Dogs with Markers DVD (#219-D)
- The Power of Training Dogs with Food DVD (#220-D)
- The Power of Playing Tug with Your Dog DVD (#221-D)

Free Shipping of our choice anywhere in the world with this set.

Save \$10 & Free Shipping #4013 \$160.00

Michael Ellis DVD Set



The Michael Ellis DVD set includes:

- The Power of Training Dogs with Food DVD (#220-D)
- The Power of Playing Tug with Your Dog DVD (#221-D)
- Focused Heeling with Michael Ellis DVD (#223-D)
- Training the Retrieve with Michael Ellis DVD (#224-D)

Free Shipping of our choice anywhere in the world with this set.

Save \$20 & Free Shipping #4014 \$240.00

Michael Ellis DVD Plus Set



The Michael Ellis DVD Plus set includes:

- The Power of Training Dogs with Markers DVD (#219-D)
- The Power of Training Dogs with Food DVD (#220-D)
- The Power of Playing Tug with Your Dog DVD (#221-D)
- Focused Heeling with Michael Ellis DVD (#223-D)
- Training the Retrieve with Michael Ellis DVD (#224-D)

Free Shipping of our choice anywhere in the world with this set.

Save \$25 & Free Shipping #4015 \$275.00

DVD Box Sets

leerburg.com/combos.htm

New Puppy Set



The New Puppy DVD set includes:

- Your Puppy 8 Weeks to 8 Months DVD (#120-D)
- Establishing Pack Structure with the Family Pet DVD (#308-D)
- Basic Dog Obedience DVD (#302-D)
- Common Sense Solutions to House Training Problems - 165 Page eBook (#3100E)

Free Ground Shipping in the U.S. with this set.

Save \$22 & Free Shipping #4007 \$110.00

Training A New Dog Set



The Training A New Dog DVD set includes:

- Your Puppy 8 Weeks to 8 Months DVD (#120-D)
- Basic Dog Obedience DVD (#302-D)
- Free Common Sense Solutions to House Training Problems - 165 Page eBook (#3100E)

Save \$12 #4006 \$80.00



This DVD set includes:

- Basic Dog Obedience DVD (#302-D)
- Establishing Pack Structure with the Family Pet DVD (#308-D)
- Remote Collar Training for the Pet Owner DVD (#318-D)

Save \$10 #4005 \$110.00



This DVD set includes:

- Dealing with Dominant & Aggressive Dogs DVD (#301-D)
- Basic Dog Obedience DVD (#302-D)
- Remote Collar Training for the Pet Owner DVD (#318-D)

Save \$19 #4011 \$110.00



This DVD set includes:

- Dealing with Dominant & Aggressive Dogs DVD (#301-D)
- Establishing Pack Structure with the Family Pet DVD (#308-D)

Save \$10 #4010 \$79.00



This DVD set includes:

- Dealing with Dominant & Aggressive Dogs DVD (#301-D)
- Remote Collar Training for the Pet Owner DVD (#318-D)

Save \$9 #4002 \$80.00



This DVD set includes:

- Basic Dog Obedience DVD (#302-D)
- Establishing Pack Structure with the Family Pet DVD (#308-D)

Save \$8 #4003 \$72.00



This DVD set includes:

- Your Puppy 8 Weeks to 8 Months DVD (#120-D)
- Establishing Pack Structure with the Family Pet DVD (#308-D)

Save \$8 #4004 \$72.00

VESTS, SCRATCH PANTS & BAIT BAGS

Warm Weather Training Vest



Made in the USA. Seams are double stitched and bound for durability. Neck is a comfortable open V style. Back top is made of strong mesh for ventilation. Multiple pockets and D-rings. Zippers are molded so no rusting. The arm holes are large enough to be comfortable. Comes in your choice of red, blue, green or black. leerburg.com/1286.htm

Small	#1286-1	\$109.99
Medium	#1286-2	\$109.99
Large	#1286-3	\$109.99
XLarge	#1286-4	\$109.99
XXLarge	#1286-5	\$109.99

Seynaeve Training Vest



The Seynaeve Trainers Vest is made of 100% polyester with a felt lined collar for comfort. Two zippered chest pockets. Two deep front and two deep back pockets. Drawstring at the waist and bottom. Machine washable up to 30°C (86°F). Only available in black. Imported from Belgium. leerburg.com/1295.htm

Small	29.5" length, 44" waist, 38" chest	#1295-1	\$115.00
Medium	30" length, 48" waist, 39" chest	#1295-2	\$115.00
Large	30" length, 50" waist, 40" chest	#1295-3	\$115.00
XLarge	30" length, 52" waist, 42" chest	#1295-4	\$115.00
XXLarge	31" length, 55" waist, 44" chest	#1295-5	\$115.00
XXXLarge	32" length, 58" waist, 46" chest	#1295-6	\$115.00

Ultra Light Training Vest



The Ultra Light Trainers Vest is made for dog handlers and trainers. It is made of microfiber, so it is very light, weighing only 8 ounces! Machine washable up to 30°C (86°F). It has two chest pockets and two deep front and back pockets. The vest has an inside drawstring waist to adjust for most waist circumference. Imported from Germany. Available in red/black or olive green/black. leerburg.com/1301.htm

Small	39" chest, 44" waist	#1301-1	\$78.00
Medium	41" chest, 45" waist	#1301-2	\$78.00
Large	43" chest, 47" waist	#1301-3	\$78.00
XLarge	45" chest, 48" waist	#1301-4	\$78.00
XXLarge	48" chest, 55" waist	#1301-5	\$78.00
XXXLarge	52" chest, 55" waist	#1301-6	\$78.00

Snap-Open Bait Bag



This bait bag has a french hinge for easy opening and closing. Available in blue, black, purple, red, orange, and burgundy. leerburg.com/736.htm

#736 \$22.00

The Snack Sack

The trainer's best-friend. The inspiration for this little gem is those nifty chalk bags carried by rock climbers, but this one holds treats or kibble. Attach around your waist or sling it over your shoulder to have snacks at the ready. Perfect for positive training outside or in the house. Adjustable nylon belt to strap the Sack onto your waist, adjusts up to 40". 4" x 6" with drawstring closure. Machine Wash. Air Dry. Water Resistant and Compact. leerburg.com/1103.htm



#1103 \$12.95

3 Pocket Training Apron



Has three compartments, each measuring 6" x 6." leerburg.com/756.htm

#756 \$15.99

Aero Scratch Pants



Made of "Aero" material. "Aero" is a leather imitation which is up to 90% identical to leather. Aero is very lightweight, extremely durable and breathable! Machine washable. Padded and quilted in the front and back all the way to the bottom of the legs. Comfortable wide shoulder straps are adjustable and have quick release fastenings. Pant legs have openings with Velcro fastenings for putting them on and removing them easily. Perfect fit is easy with the adjustable elastic waistband which fastens in the back. leerburg.com/1234.htm

Small	26" inseam, 44" hip, up to 52" waist	#1234-1	\$240.00
Medium	28" inseam, 46" hip, up to 56" waist	#1234-2	\$240.00
Large	29" inseam, 48" hip, up to 58" waist	#1234-3	\$240.00
XLarge	30" inseam, 50" hip, up to 59" waist	#1234-4	\$240.00
XXLarge	31" inseam, 54" hip, up to 61" waist	#1234-5	\$240.00
XXXLarge	32" inseam, 56" hip, up to 62" waist	#1234-6	\$240.00

Seynaeve Leg Sleeves

Imported from Belgium

Reinforced Leg Sleeve with Velcro Ladder Closure



This leg sleeve has reinforced stitching in the bite area. Velcro ladder style closer with a handle at the top of the closure for easier removal. Handle sewn into the inside top, center. Available in one size; French XL. Imported from Belgium. Colors may vary. leerburg.com/legsleeve.htm

Synthetic Leg Sleeve #JX061 \$155.00

Length: 32" from top center down to base
Thickness: approx. 2"
Actual weight: 5.40 lbs



Jute Leg Sleeve #JB061 \$145.00

Length: 31" from top center down to base
Thickness: approx. 2"
Actual weight: 5.85 lbs.

Reinforced Leg Sleeve with Leather Pull Release



This Leg Sleeve is available in jute or in a synthetic bite suit material. Available in one size; French XL. Reinforced stitching in the bite area. Leather pull closure makes for easy removal with one simple pull. Handle sewn into the inside top, center. Imported from Belgium. Colors may vary. leerburg.com/legsleeve.htm

Synthetic Leg Sleeve #JX116 \$125.00

Length: 32" from top center down to base
Thickness: approx. 2"
Actual weight: 3.55 lbs

Jute Leg Sleeve #JB126 \$130.00

Length: 33.5" from top center down to base
Thickness: approx. 3"
Actual weight: 5.50 lbs.



Jute Leg Sleeve with Velcro Closure

This leg sleeve is made of jute and is available in two sizes. Single Velcro closure - approx. 3.5" wide. Handle on top of Velcro for easier removal. Handle sewn into the inside top, center. Imported from Belgium. Colors may vary. leerburg.com/legsleeve.htm

Belgian Size #JB050 \$75.00

Length: 28" from top center down to base
Thickness: approx. 1.5"
Actual weight: 2.55 lbs

French XL Size #JB051 \$110.00

Length: 34.5" from top center down to base
Thickness: approx. 1.5"
Actual weight: 3.65 lbs.



Short Jute Puppy Sleeves with Velcro Closure

These leg sleeves are available in two different styles. Neither sleeve has any handles. Single hidden Velcro closure that is about 3.5" wide. Should not be used on dogs older than 6 months. Imported from Belgium. Colors may vary. leerburg.com/legsleeve.htm

Reinforced Soft Jute #JB006 \$40.00

Length: 18" from top center down to base
Thickness: approx. 1"
Actual weight: 1.20 lbs
*Reinforced stitching in the bite area

Rough Jute #JB010 \$45.00

Length: 18" from top center down to base
Thickness: approx. 1.5"
Actual weight: 1.65 lbs.



Synthetic Bite Bar

The difference in this bite bar versus the others is flexibility. Synthetic linen and underside is 1/8" cotton fleece. Strong & durable. Reinforced stitching. Attached 6 foot line. Imported from Europe. leerburg.com/1054.htm

#1054 \$55.00



Synthetic Bite Bar with Leather

The Synthetic Bite Bar is a softer bite bar with a leather covered reinforced bite area. 17 inches long and 9 inches wide. It has an attached 64" long nylon line with a snap at one end. The inside is lined with 1/8" thick heavy cotton fleece. The handles are suede covered. All stitching is reinforced. leerburg.com/1300.htm

#1300 \$65.00



Jute Bite Bar

Great for trainers who love jute. Strong enough for an experienced dog. Comfort-grip handles inside. Reinforced stitching. Imported from Europe. leerburg.com/1055.htm

#1055 \$50.00

3 Handle Jute Bite Bar with Tug Center



3-Handle Jute Bite Bar w/Removable Tug Center. Remove tug for thinner, smaller bite area – then add tug in as your dog grows and develops to make bite area thicker, wider. Imported from Germany. leerburg.com/1298.htm

#1298 \$75.00



Wooden Dumbbells

The wooden dumbbells are made of Hard Maple. leerburg.com/dumbbell.htm

Schutzhund I Dumbbell	#1833	\$24.00
Schutzhund II Dumbbell	#1834	\$27.00
Schutzhund III Dumbbell	#1835	\$32.00
Full Set of 3	#1836	\$73.00



Clix Dumbbells

Training Dumbbells are ideal for retrieval training. Made with highly visible molded plastic, they are tough, durable and even float in water. Available in three sizes to suit every breed of dog. Great for retrieval training. leerburg.com/1258.htm

Small	#1258-1	\$3.99
Medium	#1258-2	\$6.99
Large	#1258-3	\$11.99



Dumbbells with Covered Center

These dumbbells are made of beechwood. They bolt together so that the cover can be replaced. leerburg.com/1837.htm

Jute - 650g	#1837-2	\$33.00
Jute - 1000g	#1837-3	\$38.00
Jute Replacement Cover	#1837-R	\$9.00
Leather - 650g	#1838-1	\$37.00
Leather - 1000g	#1838-2	\$45.00
Leather - 2000g	#1838-3	\$50.00
Leather Replacement Cover	#1838-R	\$9.00

Bite Pillows



The bite pillow is a very important part of this training. It is used in the training step after the tug work. If you have a young dog you should have this item. The Mini Bite Pillows are made of synthetic body bite suit material. Imported from Europe. leerburg.com/bitebars.htm

A. Jute Bite Pillow	13" x 9"	#896-1	\$43.00
B. Mini Bite Pillow	11" x 5.5"	#895	\$39.99

BITE SLEEVES



Synthetic Puppy Soft Sleeve

These Seynaeve sleeves are made from very durable synthetic material in two thicknesses. Great for beginning bite work with puppies (6 weeks+). Great for imprint training to build a strong foundation. Helps to build confidence and develop a full grip. Imported from Belgium. leerburg.com/1112.htm

Level 1 #JN510 \$48.99
Level 2 #JN515 \$50.99



Young Dog Soft Sleeve

This Young Dog Sleeve is the first arm that should be used in bite development. It is softer and easier on young puppies' teeth and mouths. Should be followed with either the Intermediate Soft Sleeve or Jute Puppy Sleeve. Imported from Europe. leerburg.com/785.htm

#785 \$95.00



Jute Puppy Soft Sleeve

This Seynaeve sleeve is the same sleeve as the Synthetic Puppy Soft Sleeve but made from jute. For those trainers who prefer jute to the synthetic material. Imported from Belgium. leerburg.com/1112.htm

Level 1 #JM510 \$38.49

Ballistic Hidden Sleeve



The Ballistic Hidden sleeve closes with Velcro. Light weight. Top cover fabric of this hidden sleeve is the ballistic military fabric. Designed to be worn under clothing. Black. leerburg.com/1204.htm

#1204 \$109.95



Intermediate Synthetic Soft Sleeve

The Intermediate Synthetic Soft Sleeve is usually transitioned to at 7 -12 months of age, depending on the skill level of the dog. It can also be used on adult dogs. This sleeve allows the dog to feel movement in the sleeve. Imported from Belgium. leerburg.com/JN030.htm

Level 4 #JN030 \$96.99



Jute Soft Sleeve

The Jute Soft Sleeve is almost identical to the Young Dog Soft Sleeve, except that it is made from Jute. Jute is a stronger material but it is a little harder on a dog's teeth than synthetic material. The sleeve is ambidextrous and can be used on either arm. This sleeve should not be used with experienced adult dogs. leerburg.com/1900.htm

#1900 \$80.00



Advanced Synthetic Soft Sleeve with Iron Handle

Level 5 Seynaeve Advanced Synthetic Soft Sleeve with Iron Handle. Just as good as a sleeve on a Body Bite Suit. If you can't afford a whole suit but need that kind of protection for training, you won't be disappointed in this sleeve. Very Strong. Very Heavy. Imported from Belgium. leerburg.com/VA020.htm

Level 5 #VA020 \$104.99



Jute Puppy Sleeve with Cuff

For those trainers who prefer jute to synthetic linen. This Puppy Jute Sleeve is designed to bridge the gap between a soft sleeve and a hard arm. Shoulder cuff is included. Imported from Europe. leerburg.com/876.htm

#876-1 \$115.00



Synthetic Puppy Sleeve Optional Shoulder Cuff

An excellent puppy bite sleeve for this training. Made from the same synthetic material that is used in leg sleeves and bite suits. A hard, plastic cuff is available for wear with the sleeve and can be purchased with sleeve or sold separately. leerburg.com/1238.htm

Synthetic Sleeve	#1238-1	\$63.00
Shoulder Cuff	#1238-2	\$46.50
Synthetic Sleeve with Shoulder Cuff	#1238-3	\$99.00



Adjustable Hard Arm & Jute Sleeve Cover

Used in Schutzhund trials. Cover sold separately. Bite bar to facilitate working. Not for dogs under 12 months. Jute Covers protect and add life to your Hard Arm. Imported from Europe. Pictured without cover. Additional photos online. leerburg.com/807-3.htm

Jute Sleeve Cover with Handle	#773	\$35.00
Hard Arm	#807-3	\$163.00

Neoprene Sleeve



The Neoprene Sleeve is designed to be worn under a sleeve for added protection. NOT to be worn alone! Available for the left or right arm. leerburg.com/1088.htm

#1088 \$34.99

Hidden Sleeve



For the final stages of bite training, following a hard arm. Designed to be worn under the helper's clothing. Dogs get used to biting an arm or sleeve that is visible. The hidden sleeve teaches them to bite even if they don't see an arm. Used in police K9 training also. Reinforced stitching. Imported from Europe. leerburg.com/861.htm

#861 \$138.00

Whips & Sticks



leerburg.com/whips.htm

A. 3 Reed Clatter Stick	#888-2	\$22.00
B. Bamboo Clatter Stick	#888-1	\$17.99
C. Bamboo Stick	#874	\$1.25
D. Padded Stick	#877-1	\$36.00
E. Suede Whip	#852	\$33.00
F. Nylon Agitation Whip	#816A-1	\$35.00



Schutzhund Collapsible Blind

This blind is made of Marine Grade Exterior Fabric and Anodized light-weight telescoping poles. Extended the poles are 8 feet in length. They collapse down to 50 inches. This blind sets up in a matter of minutes and can easily be done without any assistance. The blinds come with three heavy duty 10-inch stakes for anchoring. Comes with a storage/carrying case. 8 feet tall. leerburg.com/891-1.htm

#891-1 \$179.99

6 for only \$979.00



Aluminum Hurdle Jump

This light-weight design Hurdle Jump is very affordable and has some great new features. All aluminum frame. Aluminum does not attract heat and will not rust. Light-weight, yet sturdy. The option of any height adjustment you need. Easily adjust the height by simply loosening the rubber "easy grip" turn knobs and then sliding the top rail to the desired height. No bolts, screws or tools are necessary. The jump meets the Schutzhund regulation size. The body is made from outdoor, marine grade fabric which is double stitched. Padding on the top rail. This is a safety feature so your dogs will not hurt themselves on their underbelly or legs while passing over the hurdle. Comes with a carry & storage bag which is 11" x 64". leerburg.com/1314.htm

#1314 \$179.99

Bite Tugs



Tugs are a must for building drive and focus in young & adult dogs. They can be used as rewards in narcotics work, in obedience and tracking. Young pups are introduced to tugs when their mouth is big enough to grip. As they grow they will need a larger diameter tug. Colors may vary. leerburg.com/puppytug.htm

A. Medium Tug

Synthetic (shown) 20" long x 8" circ. #1065 \$32.00
 Leather 20.5" long x 9" circ. #1187-1 \$39.00

B. 2 Handle Mini Tug 10" long x 7.5" circ. #1075 \$20.00

C. 1 Handle Mini Tug

Synthetic (shown) 10" long x 7.5" circ. #786 \$19.00
 Leather 10" long x 6.5" circ. #1190-1 \$20.00
 Jute 11" long x 7.0" circ. #786-1 \$19.00

D. Thin Puppy Tug

Synthetic (shown) 8" long x 5.5" circ. #1076 \$17.00
 Leather 10" long x 5.5" circ. #1189-1 \$18.00

Flat Leather Tugs



Made of folded leather. Colors may vary. Imported from Germany. leerburg.com/flattug.htm

Small 12" long, 4" circ. #1191 \$18.00
 Large 16" long, 4" circ. #1193 \$20.00



Treat Tugs

Velcro pocket to put treats in. Leather - 10" long, 6.5" circumference. Jute - 11.5" long, 7.5" circumference. Colors may vary. leerburg.com/1184.htm

Leather #1184-1 \$20.50
 Jute (shown) #1184-2 \$18.50



Furry Fleece Tug

Made from a furry fleece material. 12.5" long with a 7" circumference. Colors may vary. leerburg.com/1185.htm

#1185-1 \$17.00



Yellow Fire Hose Tug

Synthetic tug made of fire hose material. 10" long by 1" diameter with a 3" circumference. These tugs are very strong and durable. This Yellow Fire Hose Tug is hard and stiff not soft and super flexible. Imported from Germany. leerburg.com/1266.htm

#1266 \$13.00



15" Nylon Tug No Handles

The Tubular Nylon Tug with No Handles is 15" long, 1 1/2" diameter, and a 2" circumference. leerburg.com/1305.htm

#1305-1 \$14.00



Leather Tugs No Handles

This tug has a 2 1/2" diameter, and a 6 1/2" circumference. leerburg.com/1304.htm

12" Tug #1304-1 \$16.00
 15" Tug #1304-2 \$17.00

Fleece Tugs




Measured from knot to knot. Made of fleece material. Machine wash and dry. Soft and easy to grip, perfect for puppies or dogs just learning to tug. leerburg.com/1210.htm

Small 18" #1210-1 \$12.99
 Large 28" #1210-2 \$17.99



Rubber Puppy Tug

 Extremely soft and very flexible. We make these here at Leerburg. Rope handle is about 12 inches. leerburg.com/1107.htm

#1107 \$14.00



Rolled Jute Tugs

Made of rolled jute. Made in Germany. leerburg.com/juterolltugs.htm

A. 6" Rolled Jute Tug 1.5" d, 4.0" C #1262 \$14.00
 B. 10" Flex Braided Jute Tug 1.0" d, 3.5" C #1265 \$13.00
 C. 10" Rolled Jute Tug 1.5" d, 4.25" C #1263 \$16.00

Tug Sets

Puppy Tug Set

Recommended for puppies up to 6 months old. Includes:
 Leather Bite Rag with Long Line Handle (#784)
 Furry Fleece 1 Handle Tug (#1185-1)
 Small Braided Fleece Tug (#1210-1)
 Rubber Puppy Tug (#1107)

leerburg.com/tugsets.htm

Save \$10 #6001 \$65.99



Jute Bite Rag



Imported from Belgium. Short 6" Looped Nylon Handle. Reinforced Stitching. 36" long by 12" wide. leerburg.com/BW100.htm

#BW100 \$32.00

Leather Bite Rags



Long Line Handle bite rag is approximately 23" long by 11-12" wide. 53" long line handle with loop. Loop Handle bite rag is approximately 23" long by 11-12" wide. 11" short loop handle. Strong and durable leather. leerburg.com/784.htm

Long Line Handle #784 \$32.00
 Loop Handle #784-1 \$32.00

Intermediate Tug Set

Recommended for ages 7 to 12 months. Includes:
 Yellow Fire Hose Tug (#1266)
 Synthetic 1 Handle Mini Tug (#786)
 12 inch Flat Leather Tug (#1191)

leerburg.com/tugsets.htm

Save \$10 #6002 \$40.00



Leerburg Heavy Rubber Touch Tubs



Molded from the finest corded rubber for maximum strength and durability. This special grade of rubber is crack-proof, freeze-proof, and extremely pliable. Holds 4 qt. 11" diameter, 4" height. leerburg.com/l329.htm

#1329 \$10.00

Advanced Bite Equipment Set

Recommended for dogs over 12 months. Includes:
 Synthetic Leg Sleeve with Velcro Ladder (#JX061)
 Jute Bite Pillow (#896-1)
 16 inch Flat Leather Tug (#1193)

leerburg.com/tugsets.htm

Save \$10 #6003 \$206.00





Wing-a-Ball

A great interactive toy for you and your pet! Made from high-quality braided polypropylene rope and contains a handy loop for you to grip. Use as a fetch toy or tug toy. Swing the Wing-a-Ball, release, and watch it fly! leerburg.com/1229.htm

Medium	2" Diameter	#1229-2	\$7.99
Large	3" Diameter	#1229-3	\$8.99
XLarge	4" Diameter	#1229-4	\$11.99



Roni Ball on a String

The biggest thing about this ball on a string is that it is harder and therefore to be used by a more experienced trainer - because if you hit the dog during drive building with a hard ball, you will eliminate drive instead of building it. Rubber ball with nylon string. Imported from Germany. Colors may vary. leerburg.com/1205.htm

#1205 \$15.00

Roni Ball with T Handle



The Roni Ball with T Handle is the same as the Roni Ball on a String, but with a T Handle. The wooden T handle is 2.5" on a 10" nylon cord. Ball has a 60mm diameter. Imported from Germany. Colors may vary. leerburg.com/1205.htm

#1205-2 \$15.00



Mighty Gripz Ball

The Mighty Gripz Ball has a 6" diameter. It works great for fetch and tug. Easy for both dogs and people to grab. Has a squeaker. Floats with the handle upward when in water. Non-toxic, flexible, resilient material for comfortable catches. For small, medium, & large pets. Available in green, red, blue, and yellow. leerburg.com/1283.htm

#1283 \$18.99

Orbee-Tuff Cosmos




Cosmos are a playful assortment of gigantic orbs floating about the Milky Way; VENUS is pink, SOL is orange and LUNA, representing the moon, glows in the dark. Treat spot for hiding treats. 5" diameter. For big dogs, 65-100+ lbs. leerburg.com/1195.htm

Orange Sol	#1195-1	\$15.95	Glow Luna	#1195-4	\$15.95
Pink Venus	#1195-3	\$15.95			



Orbee-Tuff Ball

 This ball on a string is the best I have seen in 30 years of being in the dog business. The ball material is super soft and virtually indestructible. It is also non-toxic. We use the Medium Orbee Ball with our dogs. Colors may vary. leerburg.com/788.htm

Small	2.25"	#788-1	\$8.95
Medium	3.25"	#788-2	\$13.95
Large	4.25"	#788-3	\$16.45
Medium	3.25"	#788-0	\$11.95 NO String



Fun Ball on a Rope

Our Everlasting Fun Ball, but on a rope! The Ultra durable Everlasting Fun Ball is strung on a strong knotted nylon rope. Floats and bounces. 3.5" diameter. leerburg.com/1323.htm

#1323 \$14.99



Fantastic Foam Ball on a Rope

Our Fantastic Foam Ball, but on a rope! Made of soft patented foam and extremely durable. Bounces and floats! Large - 3.5" diameter. Medium - 2.5" diameter. leerburg.com/1324.htm

Medium	#1324-1	\$12.99
Large	#1324-2	\$14.99




Fantastic Foam Ball

Made of a patented soft foam and is extremely durable. It also bounces and floats in water. Safe in your dog's mouth and perfect for puppies! Large - 3.5" diameter. Medium - 2.5" diameter. Colors may vary. leerburg.com/1166.htm

Medium	#1166-1	\$3.99
Large	#1166-2	\$6.99



Hol-ee Roller

 The Hol-ee Roller is perfect for teething puppies. Made from pliable, resilient natural rubber which has proven itself to be the best material to satisfy the dog's normal craving to chew. Colors may vary. leerburg.com/780.htm

5"	#780-1	\$7.50
8"	#780-2	\$13.50



Teaser Ball

Unique ball within a ball rolls erratically! Keeps your dog's attention! Floats for summertime fun. Ball is extra durable and non-toxic. Colors may vary. leerburg.com/732.htm

- 4.5" Ball #732-3 \$9.00
- 6" Ball #732-2 \$11.00
- 8" Ball #732-1 \$15.00
- 10" Ball #732 \$16.00



Romp-N-Roll

This is our dog's all time favorite toy. The Romp-N-Roll can entertain any dog for hours. It is made of a soft rubber polyurethane. The dog can either grip the ball or the rope. It also floats. Colors may vary. leerburg.com/730.htm

- 4.5" #730-3 \$11.00
- 6" #730-1 \$15.00
- 8" #730-2 \$18.00



Hol-ee Molee

This is a fun toy for those super tough dogs who demolish everything. It is made from 100% natural rubber. Great for puppies and young dogs. We use them in our kennel with all of our pups. Colors may vary. leerburg.com/781.htm

- #781 \$9.25



Boingo Ball

Dogs will go crazy for this new "galactic" style ball! It looks like a space-age style dog toy. With its spinning and whirling sound it is sure to intrigue any pet! "All-season" dog toy-it even floats! Contains a solid plastic ball with beads inside. A thick rubber ring for easy gripping surrounds the perimeter. 5 inches. Colors may vary. leerburg.com/1089.htm

- #1089 \$9.99



Jolly Egg

Hard plastic egg shaped ball that is perfect for dogs who like a chase. This ball is hard for dogs to get their mouth around and it causes it to squirt out of his mouth. Made from 100% non-toxic polyethylene plastic. They FLOAT and are EXTRA DURABLE. Available in red or yellow. leerburg.com/1312.htm

- 8" Jolly Egg #1313 \$12.99
- 12" Jolly Egg #1312 \$18.99

Chuckit!



The Chuckit! is the best way to exercise your dog... without wearing out your arm. Made of lightweight, durable plastic, the Chuckit! uses a standard-size tennis ball and is designed for hands-free pickup, so you NEVER have to bend down and pick up a slimy ball again. Colors may vary. leerburg.com/772.htm

- Chuckit! 26" long #772 \$11.99
- Pocket Chuckit! 12" long #772-0 \$7.99



Chuckit! Glow Ball

Made to work with the Chuckit! or Pocket Chuckit!. Minutes under a light source provides hours of bright glow time. Made with safe, non-toxic glow material. Phthalate - free. Chuckit! not included. leerburg.com/1232.htm

- #1232 \$6.99



Chuckit! Fanatic

Bring a sporty twist into your games with the Fanatic ball. Chuckit! compatible. The ball is made from durable natural rubber and the rope is of a rugged natural cotton. Great for fetch and tug. Colors & styles may vary. leerburg.com/1157.htm

- #1157 \$7.99



Ultra Balls

We strongly recommend that you purchase a set of Ultra Balls to use with your Chuckit! Tennis balls are not good for a dog's teeth and can wreck the enamel. These balls fit perfectly into the chuckit! and are lightweight, bouncy, and they float! The Ultra Balls come in a 2 - pack. leerburg.com/772.htm

- #772-1 \$8.99



Go-Frrr Ball

My dogs fell in love with the Go-Frrr Ball the first time I took it out. It works like a sling shot. It is a ball with a rubbery rope attached to it. You can either launch it with your finger or use the Easy Launcher. Colors may vary. leerburg.com/898.htm

- Go-Frrr Ball #898 \$8.95
- Easy Launcher #898-1 \$6.95
- Double Play (2 balls/launcher) #898-2 \$19.95



Orbee-Tuff Bone

Our dogs love the Orbee-Tuff Bones. They are soft and pliable, which is why our dogs love them so much. Dishwasher safe and are created with a fresh, minty scent. Available in Blue, Pink and Green. leerburg.com/1156.htm

Small	5"	#1156-1	\$9.45
Medium	6.5"	#1156-2	\$11.95
Large	8"	#1156-6	\$14.95



Buster Cube

The Buster Cube is patented because of its unique design. With the Buster Cube your dog has to think and work to get his treats. It forces your dog or puppy to use their brain and keeps them occupied. Just insert your dog's favorite dry treats and adjust the difficulty. Colors may vary. leerburg.com/1124.htm

MiniCube	3" diameter	#1124-1	\$11.50
FoodCube	5" diameter	#1124-2	\$14.50



Everlasting Treat Ball

Everlasting Treat Balls provide your dog with hours of chewing fun. Made of soft yet durable puncture resistant material, holds up to even the toughest chewers and the unique design allows it to wobble and roll around on its own. leerburg.com/797.htm

Small	3"	#797-1	\$10.99
Medium	4"	#797-2	\$16.99
Large	5"	#797-3	\$21.99



Everlasting Fire Plug

Everlasting Fire Plug provide your dog with hours of chewing fun. Made of soft yet durable puncture resistant material, holds up to even the toughest chewers and the unique design allows it to wobble and roll around on its own. leerburg.com/1146.htm

Small	2.25"	#1146-0	\$10.99
Medium	3.25"	#1146-1	\$17.99
Large	4.25"	#1146-2	\$21.99

DogSavers Retriever with Rope



Ready for all-terrain conditions and the most enthusiastic fetchers around. These toys are bright candy-colored and candy-scented. DogSavers Retrievers are super-durable, made from synthetic rubber and perfect for the lake or the park. Give it a whirl and watch your dog go! 11 inches. Colors may vary. leerburg.com/1292.htm

#1292 \$19.99



Bob-a-Lot

Can be filled with treats or food in top or bottom chamber, and then must be manipulated by the dog's nose or feet to extract the goodies inside. Adjustable openings regulate difficulty. Holds up to three cups of food. Made from a durable polymer with anti-slip coating on the bottom. 9.5" Tall, 8 - 18" Round. leerburg.com/1235.htm

#1235 \$18.99



Everlasting Fun Ball

You can fill the Everlasting Fun Ball with any of our All-Natural Treats for interactive fun. Our dogs will even play with an empty ball, but the treats make it that much more enticing! (Treats not included). 3.5" diameter. leerburg.com/1109.htm

Medium	2.75" diameter	#1109-1	\$8.99
Large	4" diameter	#1109-2	\$12.99



Everlasting Bento Ball

Everlasting Bento Ball provide your dog with hours of chewing fun. Made of soft yet durable puncture resistant material, holds up to even the toughest chewers and the unique design allows it to wobble and roll around on its own. leerburg.com/1147.htm

Small	2.5"	#1147-0	\$9.99
Medium	3.5"	#1147-1	\$14.99
Large	4.75"	#1147-2	\$16.99



Everlasting Treat Refills

Refills come in chicken, liver, BBQ, vanilla mint, veggie chicken, or wheat/corn/soy free flavor. Works great with the Everlasting Treat Ball, Fire Plug, & Bento Ball. leerburg.com/797.htm#refill

Small Refill	#1168	\$2.99
Medium Refill	#1051	\$3.99
Large Refill	#1052	\$5.99



DogSaver Stick

The stick is ready for the most enthusiastic fetchers around. Bright candy-colored and candy-scented. DogSaver super-durable, synthetic rubber stick is shaped into a flexible cylinder that is easy to throw and easy for dogs to catch and pick up. Best for interactive play and training, not chewing. 12 inches long. Colors may vary. leerburg.com/1291.htm

#1291 \$11.99



Whirl Wheel

Squeaky rubber flying disk. Tough, 100% natural rubber. Soft and flexible. Can be used as a tug toy, a toss toy, or an interactive toy. Rim on the edge makes it easy to pick up, and incised holes for grabbing. Colors may vary. leerburg.com/1284.htm

Small 6" Diameter #1284-1 \$6.49
Large 8-9" Diameter #1284-2 \$9.49




Soft Bite Floppy Disc

Made with the finest materials available, durable retrieval toys designed to avoid injury to your dog's teeth and gums. When used as a toss & fetch toy, Soft Bite should outlive any hard plastic disc. Unsuitable to use as chew or pull toys. Prolonged chewing and tugging may damage the disc. leerburg.com/1273.htm

7" Disc #1273-1 \$11.99
10" Disc #1273-2 \$17.99



Chewber Flying Disc

 The Chewbers' patented reinforced designs were created with dogs in mind. They are tougher, safer, and easier to pick up than other frisbee-type toys. Great for teeth and gums. Dogs love its springy consistency. If you flip it over, it's an instant water dish! Durability guaranteed! leerburg.com/1131.htm

Mini Chewb 6" Diameter #1131-1 \$14.99
Tug'nToss 8" Diameter #1131-2 \$16.99




Amphibious Ring

On land and in the water, ChuckIt! Amphibious toys are designed for exceptional visibility and performance. Floats through the air, floats high on the water, and it is soft but rugged. Colors may vary. leerburg.com/1183.htm

#1183 \$12.99



Flying Squirrel

 The Flying Squirrel flies and floats. Made of a rugged nylon construction. Durable and flies better than a frisbee. Has an aerodynamic body that creates maximum lift. When laying on the ground the concave body allows the dog to scoop it up much easier than a frisbee. Colors may vary. leerburg.com/897.htm

#897 \$14.49

Flappy Dog Toys

- A.
- D.
- C.
- E.
- B.



Ed & Cindy's Favorite!

Fluffy Flappy is a terrific toy for dogs that love cuddling, cleaning and carrying around their favorite toys. Fleece Flappy is made of soft and cuddly fleece. Flossy Flappy is made from all-natural canvas and cotton rope. Flappy Tuffy is best for dogs that love toys that squeak but are not overly aggressive chewers. Flappy Floatie features a buoyant rubber core and is weighted for tossing. All flappy toys approx. 22". leerburg.com/1282.htm

A. Flappy Fleecie #1282-1 \$13.99
B. Flappy Fluffy #1282-2 \$13.99
C. Flappy Flossy #1282-3 \$13.99
D. Flappy Floatie #1282-4 \$13.99
E. Flappy Tuffy #1282-5 \$13.99

Water Buffalo Suede Toys



These suede leather toys are made from Water Buffalo. Made with natural vegetable dyes and non-chemical tanning process. leerburg.com/waterbuffalotoys.htm

	Chocolate	Tan	
A. Buffalo Bone	#1221-1	#1221-2	\$10.99
B. Buffalo Tug	#1222-1	#1222-2	\$9.99
C. Donut Toss	#1220-1	#1220-2	\$13.99
D. Buffalo Ball	#1218-1	#1218-2	\$9.99
E. Rugby Toss	#1219-1	#1219-2	\$11.99 (Not Shown)



Arachnid Ball

These flexible, bouncing rubber toys are tougher than they look. Easy to pick-up and throw and great for both indoor and outdoor play. And it floats! This webbed wonderball is made of tough, yet flexible rubber, they bounce, roll, "squish," tug and squeak! Colors may vary. 5" diameter. leerburg.com/1102.htm

#1102 \$9.99




Warning: No toy is 100% indestructible. It is unrealistic to expect that from any toy. The toys that we sell at Leerburg® are the best quality and most durable that we have found. Always supervise your dog when playing with toys. Periodically inspect all toys for damage. Do not allow your dog to continue to play with a damaged or broken toy. Some dogs should never have toys. All toys available at leerburg.com/toy.htm

NIGHTTIME FUN & SAFETY



Night Time MeteorLite LED Ball

 These balls light up! Play ball with your dog at night. A fun exercise toy used for throwing and retrieving in a supervised setting. Tennis ball size, turns off & on by switch. Water resistant. Floats. leerburg.com/1202.htm

Red #1202-1 \$10.00 **Green #1202-3 \$10.00**
Blue #1202-2 \$10.00 **Disc-O #1202-4 \$10.00**



Nite Dawg LED Leash

The Nite Dawg LED Leash has a bright red LED light with two modes - flash or glow. Flexible, light-up polymer core surrounded by strong nylon webbing. 5 feet long, light extends 18 inches down from switch. Weather resistant. Visible up to 1000 ft in the dark. 150 hour replaceable battery included. 100,000 hour LED life. leerburg.com/1198.htm

#1198 \$20.00



LED Magic Marker

Be seen with Red LED flash or glow illumination. Flexible, light weight design with hook & loop fastener. Reflective material and shock & water resistant. Visible over 1 mile in the dark. Reusable. Environmentally friendly. Perfect for night walks. leerburg.com/1203.htm

#1203 \$15.00



Dog Discuit LED Light-Up Frisbee

Diameter of 8.5 inches. Illuminated with a single LED light that is easy to turn off and on. Powered by two replaceable (and readily available) CR2016 batteries that are included. Extremely durable. Water resistant. Floats. leerburg.com/1274.htm

Red #1274-1 \$13.00
Green #1274-2 \$13.00



SpotLit LED Pet Light

The SpotLit LED Pet Light is a clip-on safety light for you and your dog. It is water resistant with a secure stainless steel spring clip. It lights up in two modes - glow or flash. Replaceable batteries included. leerburg.com/1201.htm

Red #1201-1 \$5.50 **Green #1201-4 \$5.50**
White #1201-2 \$5.50 **Disco #1201-5 \$5.50**
Blue #1201-3 \$5.50



Nite Dawg LED Collar

This bright Red LED collar has two modes, flash and glow. Flexible, light-up polymer core surrounded by strong nylon webbing. Weather resistant. Visible up to 1000 ft in the dark. Replaceable battery included. LED life of 100,000 hours. leerburg.com/1197.htm

Small Neck Size 10" - 13" #1197-1 \$20.00
Medium Neck Size 13" - 18" #1197-2 \$20.00
Large Neck Size 18" - 27" #1197-3 \$20.00



Orbee-Tuff Glow for Good Ball

Orbee-Tuff Glow for Good Ball is 3 1/4 inches in diameter. It is recyclable, non-toxic and rinses clean. Glows in the dark! Made in the U.S.A. leerburg.com/1167.htm

#1167 \$11.95



Orbee-Tuff Glow-in-the-Dark Whistle Ball

This innovative glow-in-the-dark toy makes a whirring whistle when thrown. The harder you throw it, the louder it whistles. Great for old souls who have reduced vision AND it fits in standard ball tossers! Non-toxic, recyclable and rinses clean. Made in the U.S.A. 2.5" diameter. leerburg.com/1330.htm

#1330 \$12.95

A. Leather Leash

Made of soft Latigo leather. Snaps are sewn and then pop riveted to insure the highest security available. Loop handle. leerburg.com/leashes.htm

	Black	Brown	
4 Ft. Leash 3/4" Wide	#5103	#5203	\$25.00
6 Ft. Leash 3/4" Wide	#5105	#5205	\$29.00
6 Ft. Leash 1/2" Wide	#5104	#5204	\$24.00
10 Ft. Leash 3/4" Wide	#5126	#5226	\$40.00

B. Leather Puppy Leash

Our puppy leash is light enough that a 8 week old puppy or a toy breed has no problems with the leash. Hand made from latigo leather. No rivets. 3/8" wide. leerburg.com/puppleash.htm

	Black	Brown	
6 Ft. Leash	#5108	#5208	\$21.00

C. Leather Drag Leash (no handle)

Light weight leash designed to let a dog drag so it can quickly be grabbed. No loop handle. Hand made from latigo leather with snap. 1/2" wide. leerburg.com/dragleashes.htm

	Black	Brown	
3 Foot Leash	#5106	#5206	\$15.00
5 Foot Leash	#5107	#5207	\$18.00

D. Super Gripper Leashes

These leashes are very lightweight and strong. They have four strips of rubber sewn into the material for durability. The 4 ft. gripper leash has an "O" ring at the end of the leash, and the 6 ft. leash does not. 3/4" wide. leerburg.com/gripper.htm

4 Foot Leash	#751	\$22.00
6 Foot Leash	#750	\$24.00

E. 20 Foot Cotton Training Lead

Comfortable hand loop and is made out of the finest quality cotton. It has solid cast hardware which is corrosion resistant. 1/2 inch wide.. Colors may vary. leerburg.com/729.htm

#729 \$16.00

F. Clix Long Line

Specifically designed to aid with recall training, combining security with freedom. Made from soft, black padded webbing. Available in two lengths. Drag leash, does not have a handle. leerburg.com/1259.htm

5m / 16ft	#1259-1	\$12.99
10m / 33ft	#1259-2	\$19.99

G. Flat Cotton Tracking Line

Regulation length so it can be used for Schutzhund work. Weighs 25 oz. Made of very durable and strong 1/8" thick, 1" wide cotton. Swivel bolt snap. leerburg.com/leashes.htm

15 Foot Line without handle	#1061	\$12.99
33 Foot Line with loop handle	#748	\$24.99

H. Flat Nylon Tracking Line

1 inch wide flat tracking line available in 15 ft or 30 ft length. Snap is the same as we use on our leather leashes. Made by the same man who makes our leather leashes. leerburg.com/718.htm

15 Foot Line	#718	\$16.00
30 Foot Line	#719	\$24.00

I. Synthetic Tracking Line

Made of synthetic material that looks and feels like leather. Can get wet and is great for training. Handmade. 1/2 inch wide line. leerburg.com/1064.htm

10 Foot Line	#1064	\$24.00
18 Foot Line	#1064-1	\$27.00
33 Foot Line	#1064-2	\$33.00

J. Bevis Tracking & Agitation Line

Regulation length line so it can be used for Schutzhund. Soft flexible line, made from Bevis material that is easy on the hands, yet extremely strong. 33 feet long, 3/8 inch round. leerburg.com/806.htm

#806-1 \$36.00





18" Nylon Drag Leash

Lightweight nylon drag leash perfect for those times when a full length leash isn't necessary. Great for precision heeling work while transitioning to off leash work. Light enough that the dog doesn't notice it and strong enough to use for a correction if necessary. Easy to grab and just "long enough." Colors may vary. leerburg.com/1209.htm

#1209 \$12.00



24" Gripper Tabs

Strips of rubber are sewn into the material for a gripping surface. Light weight & strong. Perfect for those times when a full length leash isn't necessary. Light enough that the dog doesn't notice it and strong enough to use for a correction. leerburg.com/1223.htm

3/8" Wide #1224-1 \$15.00
5/8" Wide #1224-2 \$16.00



36" Gripper Leash

Strips of rubber are sewn into the material for a gripping surface. Light weight & strong. Perfect for those times when a full length leash isn't necessary. leerburg.com/1223.htm

3/8" Wide #1223-1 \$13.95
3/4" Wide #1223-2 \$17.95



Flexi Classic 3 Tape Lead

World's #1 Selling Retractable Dog Leash. Flexi Retractable Dog Leashes make your walks more enjoyable and provide the freedom of movement your dog wants! Smooth and long lasting Flexi retracting mechanism. Available in red, black, and blue. leerburg.com/1322.htm

#1322 \$29.99

Jerk Tab with Wooden Handle



This Jerk Tab is great if you want a convenient leash with out the length. It allows the dog to stay close to you and works well for giving corrections. The overall length is 11" and it is imported from Germany. leerburg.com/745.htm

Black #745-1 \$15.00
Brown #745 \$15.00



Martingale Lead

6 feet long and 1/2 inch round. A lead and collar in one. Easily adjustable to fit any size dog's neck between 16 and 30 inches. It is made of very soft braided nylon with brass hardware. First used by Greyhound owners but have become popular with all breeds. Colors may vary. leerburg.com/mendota.htm#884

#884 \$19.00



British Style Slip Lead

A leash and collar in one. The perfect lead if you don't keep a collar on your dog. Colors may vary. leerburg.com/mendota.htm#883

6 Ft. Lead	1/2" Round	#883	\$16.50
4 Ft. Lead	1/2" Round	#883-1	\$16.50
6 Ft. Lead	3/8" Round	#883-2	\$16.50
4 Ft. Lead	3/8" Round	#883-3	\$16.50



Dominant Dog Slip Lead

Black. 6mm thick by 145cm long. Adjustable. Imported from Belgium. Not a training leash! The reason I chose to import this lead from Belgium was because of the quality of workmanship and the slip guide works the way these kind of guides should work. More photos online. leerburg.com/tw600.htm

#TW600 \$15.50



Leather Slip Lead

Made from extra soft Nappa Leather. Black round leather with o-ring. Imported from Germany. Leash and collar in one. If you do not keep a collar on your dog and need a quick way to put a lead on for a walk - this is the perfect lead! You can adjust the neck size to fit any size dog! We love it for use during housetraining puppies. 12mm x 120cm = (0.47 inches wide x 47.24 inches long). leerburg.com/1299.htm

#1299 \$15.50



The Buddy System

Designed for comfort, convenience & safety. Unique leash and collar allow you to easily release and reconnect your pet. Available in red, blue, black, purple, reflective red or black. All accessories and info online. leerburg.com/buddysystem.htm

Small Dog System	One Size 27-50"	#1278-1	\$20.00
Regular Dog System	Regular 22-40"	#1279-1	\$26.00
	Large 27-50"	#1280-1	\$26.00
	XLarge 33-60"	#1281-1	\$26.00
Reflective System	Regular 22-40"	#1279-2	\$37.00
	Large 27-50"	#1280-2	\$37.00
	XLarge 33-60"	#1281-2	\$37.00



Leerburg's Amish Made Leather Products

We have built a reputation for selling the finest leather dog leashes, harnesses, and dog collars in the world. Our leather products are strong enough to last a lifetime, but soft enough to be comfortable new. It is thick, pliable, and soft. It is comfortable in your hands and results in better training for your dog. You may be able to buy cheaper leather products but you will never buy better quality leather anywhere!

Please keep in mind when ordering that all of our Leather Products are handmade. We try to be as exact as possible with the sizes, but variances do occur. For more information on how our leather products are made, please visit leerburg.com/amish.htm.



Leather Obedience Leash

Perfect for those times when a full length leather leash isn't necessary. Double Ply leashes use two layers of leather and are sewn the entire length of the leash for extra strength. 1/2" wide. leerburg.com/obediencelash.htm

	Black	Brown	
18" Single Ply	#5121-1	#5221-1	\$12.00
24" Single Ply	#5121-2	#5221-2	\$12.00
18" Double Ply	#5122-1	#5222-1	\$15.00
24" Double Ply	#5122-2	#5222-2	\$15.00




Two Handle Leash

This 2-handled leash is perfect for so many reasons. 6 ft leather leash with an extra loop handle placed closer to the dog. When any distraction approaches you & your dog while walking simply reach down to the lower handle and pull your dog close. When the distraction has passed you can release the second loop and go back to walking your dog as usual. Latigo leather. leerburg.com/twohandleleash.htm

Black	#5116	\$34.00
Brown	#5216	\$34.00



Belt Leash

 Perfect to take on walks. Works as a normal leash, and then a belt when not in use. Hand made from latigo leather with snap. 1/2" wide. Black double ply shown. leerburg.com/beltleash.htm

	Black	Brown	
38" Single Ply	#5117-1	#5217-1	\$22.00
40" Single Ply	#5117-2	#5217-2	\$22.00
42" Single Ply	#5117-3	#5217-3	\$22.00
44" Single Ply	#5117-4	#5217-4	\$22.00
18" Double Ply	#5123-1	#5223-1	\$19.00
30" Double Ply	#5123-2	#5223-2	\$21.00
40" Double Ply	#5123-3	#5223-3	\$24.00



Two Dog Lead

A two dog lead is a convenient way to walk two dogs at the same time using one leash. It eliminates leashes getting tangled together. It is 12" long and 5/8" wide and is handmade from latigo leather with snaps. leerburg.com/744.htm

Black	#5118	\$17.00
Brown	#5218	\$17.00



Police Leash

This shows our over the shoulder police leash. It's 6 feet long, with 2 snaps and 2 "O" rings. Can be worn over the shoulder, to quickly secure a dog or used in training as a longer training leash. 3/4" wide. Latigo leather. leerburg.com/policeleash.htm

Black	#5114	\$42.00
Brown	#5214	\$42.00



Traffic Leash & Pull Tab

A traffic leash is a big leather leash handle with snap. 3/4" wide. Latigo leather. Offers better control when the dog needs to remain close to the handler. Pull Tab can be added as an extender. 3/8" wide. leerburg.com/trafficleash.htm

	Black	Brown	
15 in. Traffic Leash	#5113	#5213	\$20.00
18 in. Traffic Leash	#5115	#5215	\$23.00
6 in. Leather Pull Tab	#5112	#5212	\$10.00

COLLARS



Flat Leather Collar

Hand crafted soft latigo leather collar. The collar is stitched and riveted for extra strength. Available in three widths. leerburg.com/flatleathercollar.htm

	Neck Size	Black	Brown	
1" Wide Small	13"-17"	#5135-1	#5235-1	\$22.00
1" Wide Medium	15"-21"	#5135-2	#5235-2	\$22.00
1" Wide Large	17"-23"	#5135-3	#5235-3	\$22.00
1" Wide XLarge	18"-25"	#5135-4	#5235-4	\$22.00
3/4" Wide Small	10" - 14"	#5110	#5210	\$17.00
1/2" Wide Small	6" - 9"	#5109-1	#5209-1	\$9.00
1/2" Wide Large	8" - 12"	#5109-2	#5209-2	\$9.00



Brown Leather Agitation Collar with Handle

These collars are 1" and 2" wide with a stand-up handle. Can be used in off-leash protection training. Leash can come off and you can still securely hold your dog before releasing him. Perfect for use with Agitation work and Search & Rescue. Brown leather only. leerburg.com/1062.htm

1" Brown Leather Collar

Small Neck Size 11" - 16"	#1062-1	\$35.00
Medium Neck Size 14" - 18"	#1062-2	\$35.00
Large Neck Size 15" - 19"	#1062-3	\$35.00
XLarge Neck Size 17" - 22"	#1062-4	\$35.00

2" Brown Leather Collar

Small Neck Size 15" - 20"	#1063-1	\$45.00
Medium Neck Size 17" - 22"	#1063-2	\$45.00
Large Neck Size 19" - 24"	#1063-3	\$45.00
XLarge Neck Size 21" - 25"	#1063-4	\$45.00



Leather Choke Collar

Made of heavy latigo leather. Double stitched with the highest quality brass hardware. leerburg.com/711.htm

Size	Black	Brown	
Size 16-20"	#5111	#5211	\$23.00
Size 20-24"	#5111-1	#5211-2	\$23.00



Leather Agitation Collar

If your dog chokes during protection work because he pulls so hard, we recommend one of these wide leather collars. The collars are hand made with the finest latigo leather. Black leather shown. leerburg.com/808.htm

	Neck Size	Black	Brown	
Regular -1.25" Wide	Neck 15" - 22"	#5119	#5219	\$29.00
Regular -2" Wide	Neck 15" - 22"	#5120	#5220	\$44.00
Large -1.25" Wide	Neck 18" - 26"	#5119-1	#5219-1	\$35.00
Large -2" Wide	Neck 18" - 26"	#5120-1	#5220-1	\$50.00



Hemp Collars

100% hemp. Very durable. Machine washable. Heavy duty plastic buckle. Assorted colors. Hemp Collar leerburg.com/793.htm. With Fleece (shown) leerburg.com/794.htm

Hemp Collar

Small Neck Size 9" - 13"	#793-1	\$16.95
Medium Neck Size 12" - 19"	#793-2	\$17.95
Large Neck Size 18" - 28"	#793-3	\$18.95

Hemp Collar with Fleece Lining

Medium Neck Size 12" - 19"	#794-2	\$18.95
Large Neck Size 18" - 28"	#794-3	\$19.95



Cinch-it Collar

Designed to be a quality, durable, easy-to-use alternative to the standard collar. 100% non-toxic materials. Completely waterproof. Adjusts in 2 mm increments for the perfect fit. Tested for quality and durability. We discourage the use of these collars for dogs that pull excessively. Not recommend for tie-out purposes. leerburg.com/1150.htm

Medium	Jet Black	12" - 19" Neck	#1150-1	\$14.00
	Ice Blue	12" - 19" Neck	#1150-2	\$14.00
	Lime Green	12" - 19" Neck	#1150-3	\$14.00
	So Pink	12" - 19" Neck	#1150-4	\$14.00
	Orange Peel	12" - 19" Neck	#1150-5	\$14.00
	Fire Engine Red	12" - 19" Neck	#1150-6	\$14.00
Large	Jet Black	17" - 23" Neck	#1151-1	\$15.00
	Ice Blue	17" - 23" Neck	#1151-2	\$15.00
	Lime Green	17" - 23" Neck	#1151-3	\$15.00
	So Pink	17" - 23" Neck	#1151-4	\$15.00
	Orange Peel	17" - 23" Neck	#1151-5	\$15.00
	Fire Engine Red	17" - 23" Neck	#1151-6	\$15.00



Kool Collars

All collars come with one Kool Tube. 2 different applications, outdoors when filled with ice or indoors with the KoolTube freezer tube. Available in black, blue, or red. leerburg.com/koolcollars.htm

Kool Collars

Small	11" - 17.5"	#1242-1	\$15.99
Medium	17.5" - 24"	#1242-2	\$16.99
Large	24" - 30.5"	#1242-3	\$17.99

Kool Tubes - Refills - Sets of 3

Small	#1243-1	\$5.99
Medium	#1243-2	\$6.99
Large	#1243-3	\$7.99



Leerburg Dominant Dog Collars

Designed specifically to deal with handler aggressive or dog aggressive dogs. For use with a prong collar. Please specify neck size, available in one inch increments 8" to 27" in red, black, blue or green. leerburg.com/746.htm

#746A \$14.50

HOW TO FIT A PRONG COLLAR

How to Fit a Prong Collar

leerburg.com/fit-prong.htm

I train dogs with prong collars. There are very few dogs that I would not train with a prong collar. I recommend them to new dog owners, new trainers and people who own dogs with behavioral problems. While some think a prong looks nasty the fact is they are far more humane than a normal choke collar.

The biggest problem with prong collars is that new dog owners don't know how to put them on, how to size them, or how to have their dog wear them. This article will address these issues.

Normal choke collars need to be ordered by length (i.e. 22 inches long etc.) Prong collars on the other hand are ordered by weight: extra heavy, heavy, light, etc. They all come in a standard length which is adjusted to fit the neck of the dog by removing or adding links to the collar.

Prong collars are meant to be put on and taken off before and after daily training sessions. Unlike a choke collar that is often left on the dog all the time (in some cases this can be a dangerous practice).

A common problem new trainers have is they don't remove enough links to get the correct snug fit. When that happens the collar hangs down on the dogs neck which results in the collar not working the way that it was designed.

This photo below demonstrates a prong collar that was not properly sized for the dog. The collar is too loose and riding too far down on the dog's neck. It should be up where I have drawn the yellow line.



The correct position for a prong collar is to sit right behind the dog's ears and up under the jaw line. This is shown in the photo below.

A perfect safety procedure to use along with a prong collar is a dominant dog collar. I offer this advise to ALL those trainers who use prong collars.



When you use your prong collar, we strongly recommend you use a Leerburg® Dominant Dog Collar as a safety backup. Prong collars can come apart. If a leash is clipped to a Leerburg® Dominant Dog Collar along with the prong collar, you will have control of the dog in the rare occurrence that the collar fails.

It is not unheard of for a mistake to happen and a prong collar comes apart when you need it the most. By having a dominant dog collar on the dog at the same time as the prong this will never be a problem. Simply attach the clip on the leash to both the prong and the ring on the dominant dog collar. This is shown in the photo below.



Dominant Dog Collars vs. Muzzles



**Leerburg
Dominant Dog
Collar
Page 35**

Many times people make the decision to use a muzzle on a dog when in fact they should be using a dominant dog collar and a muzzle or in some cases just a dominant dog collar. Muzzles often just cover a dog's problems and do nothing to solve an aggression problem. These people need to learn the difference.

Our dominant dog collars are designed specifically to deal with handler aggressive or dog aggressive dogs. If you have a problem with aggressive or dominant dogs I would recommend that you go to my article section and read what I have written about Dominant and Aggressive dogs at: leerburg.com/articles.htm. I also recommend that you get my DVD on Dealing with Dominant and Aggressive Dogs. leerburg.com/301.htm

More dogs are put to sleep every day for aggression problems than I care to think about. I am the first to agree that some dogs are beyond saving, but many of these dogs could have been retrained and saved. Killing a dog should ALWAYS be a last resort. Using these collars can and will make the difference between having to put a dog down or ending up with a dog the owner can live with.

I recommend that you go to my web site and read the article on "How to Fit the Leerburg Dominant Dog Collar" at leerburg.com/746.htm, and the video on "Dealing with Dominant and Aggressive Dogs" explains in detail how to use this collar and what dogs to use it on.

Herm Sprenger Prong Collars



Stainless Steel Prong



Stainless Steel Quick Release Prong




Curogan Prong



Chrome Plated Prong



Chrome Plated Quick Release Prong

 I call prong collars "Power Steering for Dogs." It is probably the most misunderstood training tool there is. So many people take one look at it and say "Oh! I could NEVER use that on MY dog!" Then when I explain how it's used and why it's used they call back and say "ED, THIS IS THE GREATEST THING!" When a prong collar is used in training, the handler must realize that a dog who required a level 8 correction before will probably require a level 2 or 3 correction with a prong. So a strong dog with too much drive for a small person to handle is now easily controllable without a lot of effort. If you are a new Schutzhund trainer or a police service dog handler, you will need a prong collar. The advantage of the quick release is the use of the clamp to open and close versus opening a link to remove or put on the collar. The stainless steel quick release is a snap release, and the chrome plated quick release is a clamp release. Curogan is a copper-tin-alloy with a high copper portion and some additives which make the material strong, but without any nickel. Nickel is often responsible for allergic reactions of sensitive dogs and causes of some skin rashes. These chains avoid a discoloration of fair haired dogs. **For more information and how to fit your dog's collar check out our web site at: leerburg.com/prong.htm*

Curogan Prong Collars

Large	Neck Size up to 19"	3.30mm	#1306-3	\$45.00
XLarge	Neck Size up to 21"	4.00mm	#1306-4	\$58.00
Extra Link			#8cu	\$4.25

Stainless Steel Prong Collars

Small	Neck Size up to 13"	2.25mm	#880-1	\$30.00
Large	Neck Size up to 19"	3.20mm	#880-3	\$34.00
XLarge	Neck Size up to 21"	4.00mm	#880-4	\$47.00
Extra Link			#8SS	\$4.00

Chrome Plated Prong Collars

Small	Neck Size up to 13"	2.25mm	#819-1	\$14.00
Medium	Neck Size up to 18"	3.00mm	#819-2	\$15.00
Large	Neck Size up to 19"	3.25mm	#819-3	\$16.00
XLarge	Neck Size up to 21"	4.00mm	#819-4	\$22.00
Extra Links - 3 pack			#819X	\$5.50

Stainless Steel Prong Collars with Quick Release

Large	Neck Size up to 19"	3.20mm	#783-3	\$50.00
XLarge	Neck Size up to 21"	4.00mm	#783-4	\$55.00
Extra Link			#8SS	\$4.00

Chrome Plated Prong Collars with Quick Release

Small	Neck Size up to 13"	2.25mm	#887-1	\$20.00
Medium	Neck Size up to 17"	3.00mm	#887-2	\$21.50
Large	Neck Size up to 19"	3.20mm	#887-3	\$24.00
XLarge	Neck Size up to 21"	4.00mm	#887-4	\$30.00
Extra Links - 3 pack			#819X	\$5.50

Stainless Steel MICRO Prong Collars



Micro



Mini Micro

Designed for the smaller breeds of dogs. The Mini Micro prong collar is designed for dogs weighing less than 5 pounds. The micro prong collar is designed for dogs weighing over 5 pounds. These collars weigh under 1 1/2 ounces each and are only available in stainless steel. leerburg.com/prong.htm#micro

Mini Micro	Neck Size 9"	#879-1	\$31.00
Micro	Neck Size 9"	#879-2	\$31.00
Extra Links		#8M	\$2.25

Stainless Steel Buckle Prong with Dominant Dog Collar



Uses the same idea as the Quick Release Prong Collars but with a snap release that is easy to open and close. Great for those suffering from arthritis who still want the advantage of using a prong collar with their dogs. We always recommend a second back-up collar. Only sold with a dominant dog collar that will serve as the back-up collar. Changing the collar is a breeze and it only takes seconds! leerburg.com/830.htm

Neck Size 17"	#830	\$50.00
----------------------	-------------	----------------

Leerburg Prong Collars



Leerburg Chrome Prong Collar

Leerburg Quick Release Chrome Prong Collar

Perfect for those who are budget conscious or for people who do not need to use a prong collar very often. Argon welded and chrome plated for maximum strength and durability. Prongs unfasten to allow the collar to be placed on dog. Links may be added or removed for proper fit. Available as a regular or a quick release prong collar. Please see leerburg.com/fit-prong.htm on how to properly fit a prong collar. leerburg.com/prong.htm

Leerburg Chrome Prong Collar

Small	Neck Size up to 14"	2.0mm	#1288-1	\$7.98
Medium	Neck Size up to 18"	3.0mm	#1288-2	\$8.70
Large	Neck Size up to 20"	3.3mm	#1288-3	\$10.62
XLarge	Neck Size up to 22"	4.0mm	#1288-4	\$14.30

Leerburg Quick Release Chrome Prong Collar

Small	Neck Size up to 14"	2.0mm	#1289-1	\$9.96
Medium	Neck Size up to 18"	3.0mm	#1289-2	\$11.14
Large	Neck Size 17" - 20"	3.3mm	#1289-3	\$12.72
XLarge	Neck Size 19" - 22"	4.0mm	#1289-4	\$16.16

Extra Links - Set of 3

Small	2.0mm	#1288X-1	\$4.00
Medium	3.0mm	#1288X-2	\$4.00
Large	3.3mm	#1288X-3	\$4.00
XLarge	4.0mm	#1288X-4	\$4.00

Curogan Fur Saver Collar



Curogan is a copper-tin-alloy with a high copper portion and some additives which make the material strong, but without any nickel. More often nickel is responsible for allergic reactions of sensitive dogs and causes of some skin rashes. These chains avoid a discoloration of fair haired dogs. Less than 10% do react on Curogan with a discoloration. Imported from Germany. leerburg.com/fursaver.htm#FurCurogan

Short Link Collar - 1.5" from end to end of link

Collar Size 21"	#1308-21	\$27.00
Collar Size 23"	#1308-23	\$27.00
Collar Size 25"	#1308-25	\$27.00
Collar Size 27"	#1308-27	\$27.00

Long Link Collars - 2" from end to end of link

Collar Size 21"	#1307-21	\$28.00
Collar Size 23"	#1307-23	\$28.00
Collar Size 25"	#1307-25	\$28.00
Collar Size 27"	#1307-27	\$28.00

Herm Sprenger Fur Saver Collars



German imported fur saver collars are designed to replace choke collars. Their purpose is to help eliminate wearing the hair down on the neck. More photos and information available online. leerburg.com/fursaver.htm

Stainless Steel Fur Saver Collar

Collar Size 21"	4mm	#881-21	\$24.50
Collar Size 23"	4mm	#881-23	\$24.50
Collar Size 25"	4mm	#881-25	\$24.50
Collar Size 27"	4mm	#881-27	\$24.50
Collar Size 29"	4mm	#881-29	\$29.50
Collar Size 31"	4mm	#881-31	\$29.50

Chrome Plated Fur Saver Collars

Collar Size 19"	4mm	#821-19	\$12.00
Collar Size 21"	4mm	#821-21	\$12.00
Collar Size 23"	4mm	#821-23	\$12.00
Collar Size 25"	4mm	#821-25	\$12.00
Collar Size 27"	4mm	#821-27	\$12.00

Herm Sprenger Small Link Fur Saver Collars



The small link fur savers are more size appropriate for dogs like boxers, Pit Bulls, Dobermans, Malinois and smaller necked or short haired dogs. Stainless steel shown above. More photos available online. leerburg.com/fursaver.htm

Stainless Steel Small Link Fur Saver Collar

Collar Size 15"	3mm	#1237-15	\$19.50
Collar Size 17"	3mm	#1237-17	\$19.50
Collar Size 20"	3mm	#1237-20	\$19.50

Chrome Plated Small Link Fur Saver Collars

Collar Size 14"	3mm	#1236-14	\$16.00
Collar Size 16"	3mm	#1236-16	\$16.00
Collar Size 18"	3mm	#1236-18	\$16.00
Collar Size 20"	3mm	#1236-20	\$16.00

Dogtra Electric Training Collars



More Dogtra collars and accessories available online.
leerburg.com/dogtra.htm

Model 300M

1 and 2 Dog Units with Pager. Low to medium power.

All the basic components needed for successful behavior management of your dog. Designed for mild mannered dogs that do not require a high level of stimulation. Precise stimulation level (0-100). Reduced receiver/collar designed for smaller dogs. 1/2 mile range. 'Nick', 'Constant' and non-stimulating pager. Rechargeable, user-replaceable Ni-MH batteries. Fully waterproof collar/receiver and transmitter. LED battery life indicator. leerburg.com/300M.htm

1 Dog Unit	#300M	\$199.99
2 Dog Unit	#302M	\$309.99

300M with 220 Volt European Charger

1 Dog Model	#300M-E	\$224.99
2 Dog Model	#302M-E	\$334.99

Model 7000M

1 and 2 Dog Units with Pager. Surestim. Low to medium power.

The Surestim units have a pager feature in the handheld transmitter acknowledging that you have fully engaged the transmitter button. This positive feedback vibration feature is especially valuable when wearing gloves during cold weather training and hunting. The 7000M is identical to its big brother the 7100H but is designed for smaller breeds (over 15 lbs) or dogs that do not need a high output. Precise stimulation level (0-127). Reduced receiver/collar designed for smaller dogs. 1/2 mile range. 'Nick', 'Constant' and non-stimulating pager/vibration. Surestim positive vibration feature in transmitter. Rechargeable Ni-MH batteries. Fully waterproof collar/receiver and transmitter. LCD screen displays exact level of stimulation even in dark or low light conditions. Three bar battery life indicator. leerburg.com/7000M.htm

1 Dog Unit	#7000M	\$239.99
2 Dog Unit	#7002M	\$359.99

7000M with 220 Volt European Charger

1 Dog Unit	#7000M-E	\$264.99
2 Dog Unit	#7002M-E	\$379.99

Model 7100H

1 to 2 Dog Units with Pager. Surestim. Low to high power.

The Surestim units have a pager feature in the handheld transmitter acknowledging that you have fully engaged the transmitter button. This positive feedback vibration feature is especially valuable when wearing gloves during cold weather training and hunting. Precise stimulation level (0-127). Low high output receiver for stubborn dogs over 20 lbs. 1/2 mile range. 'Nick', 'Constant' and non-stimulating pager/vibration. Surestim positive vibration feature in transmitter. Rechargeable Ni-MH batteries. Fully waterproof collar/receiver and transmitter. LCD screen displays exact level of stimulation even in dark or low light conditions. Three bar battery life indicator. leerburg.com/7100H.htm

1 Dog Unit	#7100H	\$264.99
2 Dog Unit	#7102H	\$404.99

7100H with 220 Volt European Charger

1 Dog Unit	#7100H-E	\$289.99
2 Dog Unit	#7102H-E	\$429.99

Model 2300 NCP

1 and 2 Dog Units with Pager. Rapid Charge. Low to high power.

The 2300 NCP Advance with LCD screen is a true multipurpose e-collar for mild mannered or stubborn dogs. It's designed for advanced level pet training, competition field work or any type of hunting where a 3/4 mile range is needed. 2 hour rapid charge Lithium Polymer battery. leerburg.com/2300ncp.htm

1 Dog Unit	#2300NCP	\$299.99
2 Dog Unit	#2302NCP	\$434.99

2300 NCP with 220 Volt European Charger

1 Dog Unit	#2300NCP-E	\$324.99
2 Dog Unit	#2302NCP-E	\$459.99

Dogtra 7000M Plus

**TWO Receivers -
ONE Transmitter Dogtra
7000M**

*The best remote collar
system anywhere!*



This is a special order system we asked Dogtra to put together. It works so well we have started to stock them. This system is identical to the regular Dogtra 7000M with the exception of an extra receiver on the collar strap. The main purpose of this is not to deliver a stronger stimulation to the dog, but allow us to not have the remote collar so tight.

The problem with single receiver systems is quite often the strap holding the collar has to be very tight on the dog's neck just to make sure the probes make contact. This system eliminates that problem. When dogs do bite work their neck muscles swell, just like a human arm muscle gets bigger right after lifting weights. It is temporary, but if you look at a dog's neck shortly after it has finished a training session, his neck muscles are pumped. Your dog may start a training session with a remote collar fitting perfectly, but as his neck swells during the training session the collar becomes tighter and tighter, restricting blood flow and breathing. When that happens you have shorter training sessions.

The number one benefit, is that the collar can be looser on the dog's neck while the probes maintain contact with the neck. You are actually able to start a training session with enough slack for the dog's neck to swell and still not interfere with breathing or blood flow as the neck swells. Read more: Dogtra 7000M at leerburg.com/7000M.htm or Dogtra 7000M Plus at leerburg.com/7000plus.htm.

7000M Plus	#7000MPLUS	\$374.94
Euro 220 Volt 7000M Plus	#7000MPLUS-E	\$399.94

Innotek Microsized Trainer For Dogs as Small as 5 lbs



Especially for small household dogs starting at 5 lbs. Latest micro-sized advanced trainer features tapered styling that contours the neck, becoming virtually invisible. Collar receiver features just the right low level correction that's perfect for small dogs. Miniature featherweight collar receiver. Optional close-set contacts for smaller neck sizes. 200 foot range. This featherweight collar receiver rests easily on your dog's neck. Innovative in-set contact probes precisely fit the small necks of toy and other small "lap dog" breeds. Wide set probes for larger dogs are included. This system also features tone-only training options, for greater training flexibility.

System Includes: Miniature, featherweight collar receiver. Compact, lightweight, six-button transmitter. Options for GOOD and BAD tone-only training – no stimulation required. Optional in-set contact probes for thinner neck sizes. 4 levels of stimulation, instantly available. Test light. Waterproof collar receiver. Limited Lifetime Warranty. leerburg.com/sd70.htm

#SD-70 \$109.95

More brands and styles of electric collars available online!
leerburg.com/electric.htm

Tri-Tronics Bark Limiter



The Bark Limiter is much smaller, lighter and still the most effective and reliable bark collar on the market. It provides very gentle but persuasive control of excessive barking. The Bark Limiter can be worn by even the smallest dog. The Bark Limiter dimensions are approximately 1.8" wide, 1" deep and 1" high, without contact points installed.

The Tri-Tronic "Bark Limiter" is the most effective way to stop a dog's annoying bark. The collar is activated by vibrations from the dog's neck and not outside sounds. Barking is usually eliminated within 24 hours of putting the collar on your dog. Change the stimulation level with the press of a button. The Bark Odometer™ tells you how many times the dog barked since the collar was turned on.

Five different stimulation levels. The LED screen tells you what level of stimulation it is set on. Short and long changeable contact points are included. Waterproof user-replaceable CR2 lithium batteries are included. Replacement batteries can be purchased at most retailers. 30 day money-back guaranty. Full one year warranty. leerburg.com/815.htm

Tri-Tronics Bark Limiter #815 \$99.00
Dummy Collar #815-D \$19.95



Tri-Tronics Sport Junior G3

\$169.00

The Sport Junior has 7 levels of both momentary and continuous stimulation, 1/4 mile range, and a built-in Safety Collar Light in the new compact receiver. The rugged design and 1/4 mile range makes it the ideal remote trainer for yard drills or working with hunting dogs. The remotely-activated collar light is the perfect safety feature allowing you to see your dog during evening or early morning walks or hunting. The compact waterproof receiver and collar strap fits dogs of all sizes.

Sport Junior Product Features: Legendary Tri-Tronics ruggedness and reliability. Simple one hand operation. True 1/4 mile range. Compact receiver fits dogs of all sizes. Remotely activated safety collar light. 7 levels of momentary and 7 levels of continuous stimulation. Waterproof receiver. Insulated stainless steel contact points for reliable performance. Battery life indicator light for Transmitter and Receiver. Easily replaceable batteries included. Comprehensive Training Guide and DVD. 30-day money back guarantee. 2-year comprehensive warranty. Made in USA. leerburg.com/junior.htm

#JUNIOR \$169.00

SAVE \$20

Receive 50% off Remote Collar Training for the Pet Owner DVD (#318-D) with the purchase of an e-collar.



Tri-Tronics Sport Basic G3 EXP

The Sport Basic is a compact, lightweight, ergonomically designed remote trainer built to Tri-Tronics' high standards for ruggedness and reliability and is simple and easy to use. The Sport Basic is field expandable to control up to three dogs (additional collars purchased separately).

Features of the Sport Basic G3 EXP include: 10 levels of momentary and 10 levels of continuous stimulation. Consistent 1/2 mile range. Transmitter button remotely activates buzz sound on Receiver. Waterproof Transmitter & Receiver. Allows easy one-hand operation without taking your eyes off your dog. Stimulation dial allows quick and easy stim level changes. 8 second safety cutoff on all stim levels. A no-stim "N" setting to avoid accidental stimulation. 1 1/2" fixed Transmitter antenna with enhanced performance eliminating lost or broken antennas. Multi-Dog selection switch colors match collar strap colors to identify dogs being stimulated. Compact, tough, and dependable Receiver. Easy to access Receiver on/off switch. Insulated contact points for reliable performance in wet conditions. Interchangeable long & short contact points for different coat thicknesses. Stainless steel contact points minimize neck irritation on the dog. Proprietary charging system allows indefinite charging without damage and a full charge in two hours. Charging Cradle eliminates need for jack or plug on Receiver. Lanyard for Transmitter included. Battery life indicator on Transmitter and Receiver so you know when to charge the system or replace the battery. Long lasting rechargeable, user replaceable, NIMH batteries for Receiver and non-rechargeable, user replaceable 9 volt battery for Transmitter. 30-day money-back guarantee. Made in the USA. leerburg.com/sportbasic.htm

Sport Basic G3 EXP #SPORT BAS \$239.00
Sport Basic Additional Receiver #SPORT BAS-I \$139.00



Tri-Tronics Sport Combo G3 EXP

The Sport Combo is a multi-faceted remote trainer with built-in versatility which allows you to pick from 3 different modes to suit your particular training style and needs. The Sport Combo is field expandable to control up to three dogs (additional collars purchased separately).

Features of the Sport Combo G3 EXP include: Mode selection dial allows you to pre-set one of three stimulation schemes for your particular training style or situation. TCM Mode is 10 levels of momentary and 10 levels of continuous and a tone sound. CMM Mode is 10 levels of continuous and 20 levels of momentary. MCC Mode is 10 levels of momentary and 20 levels of continuous. Consistent 1/2 mile range. Waterproof Transmitter & Receiver. Allows easy one-hand operation without taking your eyes off your dog. Stimulation dial allows quick and easy stim level changes. 8 second safety cutoff on all stim levels. A no-stim "N" setting to avoid accidental stimulation. 1 1/2" fixed Transmitter antenna with enhanced performance eliminating lost or broken antennas. Multi-Dog selection switch colors match collar strap colors to identify dogs being stimulated. Compact, tough, and dependable Receiver. Easy to access Receiver on/off switch. Interchangeable long & short contact points for different coat thickness. Stainless steel contact points minimize neck irritation on the dog. Proprietary charging system allows indefinite charging without damage and a full charge in two hours. Charging Cradle eliminates need for jack or plug on Receiver. Lanyard for Transmitter included. Battery life indicator on Transmitter and Receiver so you know when to charge the system or replace the battery. Long lasting rechargeable, user replaceable, NIMH batteries for Receiver and non-rechargeable, user replaceable 9 volt battery for Transmitter. 30-day money-back guarantee. 2-year comprehensive warranty. Made in the USA. leerburg.com/sportcombo.htm

Sport Combo G3 EXP #SPORT COM \$269.00
Sport Combo Additional Receiver #SPORT COM-I \$169.00



Padded Harness Vest

This vest is made of two layers of weather resistant vinyl coated fabric. The inside of the vest is padded for extra comfort on the dog. Available in a wide variety of colors with many different patches to choose from. One free patch included. leerburg.com/759.htm

Medium 26" - 31" Girth #759 \$49.99
Large 32" - 39" Girth #759 \$49.99



Mesh Vest

The vest comes with a LED flashing light that can be turned on, off or flashing. On top of the vest there is a heavy D-ring that is attached into the girth strap so you can attach your tracking line onto the vest itself. This vest comes with two patches. A wide variety of colors to choose from. leerburg.com/1070.htm

29" - 34" Girth #1070 \$49.99



S&R Lighted ID Vest

Two way adjustable chest and girth straps. Lined and padded underside. Velcro closing ID holder pocket. Three rows of reflective tape. Heavy welded D-ring. Two Search & Rescue patches. Thick arched handle. LED flashing light. Durable exterior denier fabric. Double stitched seams. Wide variety of colors. leerburg.com/762.htm

Medium 25" - 31" Girth #762 \$79.99
Large 32" - 39" Girth #762 \$79.99



Police K-9 Vest

Designed to give your dog maximum movement. Multi-function harness. Can be used for tracking, patrol work, or carting. Available with or without a stand-up hard top handle. Different patches to choose from. Add your department patch for free! One size: 31" - 39" girth. leerburg.com/servicevests.htm

With Handle #777 \$49.99
Without Handle #777-1 \$47.99



Backpack Harness

Two-piece Backpack that can also be used as a Harness or Vest for your dog because the Backpack can be removed. Very durable, made from denier poly duck fabric with double-sewn seams. Lined with quilted fabric for comfort, and lets their skin breathe better. 10" x 13" x 3" bag. Comes in a variety of colors. leerburg.com/754.htm

32" - 37" Girth #754 \$99.99



Cape Vest

The front and girth straps are adjustable. Light weight and comfortable. Comes in a variety of colors to choose from. One free patch included. Many patches to choose from. leerburg.com/760.htm

Small 26" - 30" Girth #760 \$32.99
Medium 30" - 34" Girth #760 \$32.99
Large 34" - 38" Girth #760 \$32.99



Embroidered Training Cape

Light weight identifying cape for therapy or service dogs in training. The purpose of it is to get a new service or therapy dog used to wearing the service equipment. No snaps, zippers, pockets, etc. to distract. leerburg.com/1111.htm

Small 26" - 30" Girth #1111-1 \$44.99
Medium 30" - 34" Girth #1111-2 \$44.99
Large 34" - 38" Girth #1111-3 \$44.99



Reflective Vest

This highly visible vest is a must for anyone out at night with their dog. Has adjustable straps. Perfect for S&R or evening exercising with your dog. leerburg.com/724-726.htm

Small 15 - 35 lb dog #726 \$25.00
Medium 35 - 75 lb dog #725 \$27.00
Large 75 - 120 lb dog #724 \$29.00



Tiny Dog Mesh Vest

Just like our Tiny Dog Vest, but made with a mesh fabric. Designed with heat, humidity, and water in mind. Comes with one free patch. leerburg.com/1110.htm

XSmall 21" - 24" Girth #1110-1 \$29.99
2XSmall 18" - 21" Girth #1110-2 \$29.99
3XSmall 15" - 18" Girth #1110-3 \$29.99
4XSmall 11" - 14" Girth #1110-4 \$29.99



Tiny Dog Vest

The fabric is durable denier. This vest is padded and lined for comfort. The vest comes with one free patch of your choice and color. leerburg.com/778.htm

XSmall 21" - 24" Girth #778-1 \$24.99
2XSmall 18" - 21" Girth #778-2 \$24.99
3XSmall 15" - 18" Girth #778-3 \$24.99
4XSmall 11" - 14" Girth #778-4 \$24.99



Leather Tracking Harness

This design was modeled from a tracking harness used by the RCMP in Canada. Does not restrict the air flow of the dog, an important feature on a tracking harness during long tracks. Made from latigo leather. leerburg.com/leathertrackharness.htm

Black	28" - 38" Girth	#5102	\$65.00
Black with Handle	28" - 38" Girth	#5125	\$75.00
Brown	28" - 38" Girth	#5202	\$65.00
Brown with Handle	28" - 38" Girth	#5225	\$75.00



Light Weight Leather Harness

This harness is modeled after our Leather Tracking Harness. It is a smaller, lighter version. Single ply leather with no chest plate or padding. Great for the in-between sized dog and the sleek & slender breeds. Adjustable shoulder, belly and girth straps. 1" wide strap on the regular size harness and 3/4" wide straps on the junior size harness. Made from latigo leather. leerburg.com/leathertrackharness.htm

		Black	Brown	
Junior Size	21" - 30" Girth	#5100-1	#5200-1	\$39.00
Regular Size	29" - 39" Girth	#5100-2	#5200-2	\$59.00



SENSE-ation Harness

Prevents choking, stress and injuries. Helps solve pulling, lunging, jumping and other on-leash problems. Non-constricting chest strap. Good for shy, nervous and fearful dogs. See the web page for addition information on shy and nervous dogs, as well as size information. Colors may vary. leerburg.com/1152.htm

#1152 \$20.95 - 25.95



Padded Leather Agitation Harness

This harness is designed with the finest leather. It's flexible and will not rub or wear into the skin of your dog. Padded breast plate helps absorb the shock of a dog hitting the end of a line. leerburg.com/leatheragitharness.htm

Black	29" - 39" Girth	#5101	\$90.00
Black with Handle	25" - 39" Girth	#5124	\$100.00
Brown	25" - 39" Girth	#5201	\$90.00
Brown with Handle	25" - 39" Girth	#5224	\$100.00



TruFit Harness

We know a harness has to be easy to put on or it will not be used. As a result, this harness is the easiest to use harness available today. Kurgo followed up a great design with high quality automotive materials such as seat belt webbing and a padded chest piece for added comfort and safety. Available in black, red and pink. leerburg.com/1270.htm

Size	Neck	Chest Girth	Weight		
Small	12-20"	16-22"	10-25 lbs	#1270-1	\$22.99
Medium	16-25"	18-28"	25-50 lbs	#1270-2	\$24.99
Large	18-30"	24-28"	50-80 lbs	#1270-3	\$27.99
XLarge	24-35"	28-44"	80+ lbs	#1270-4	\$29.99



Leerburg Favorite!

Nylon Adjustable Working Dog Harness

Will fit most dogs. High quality nylon is thick, strong, & specially processed to prevent fraying. Colors vary. leerburg.com/1123.htm

XSmall	3/8" Strap	10" - 14" Girth	#1123-1	\$10.99
Small	5/8" Strap	14" - 20" Girth	#1123-2	\$11.99
Medium	3/4" Strap	20" - 28" Girth	#1123-3	\$12.99
Large	1" Strap	28" - 36" Girth	#1123-4	\$15.99



2-Inch Wide Polyweb Tracking Harness

Adjustable in four places to get a perfect fit for almost any size dog. If you are a service dog handler this is the perfect light weight solution to carry with you when you are deployed on a tracking or S&R call-out. leerburg.com/721.htm

21" - 36" Girth #721 \$42.00



DT All-Weather Harness

Use this harness for everything from tracking to carting! Light weight, all-weather, multi-purpose, durable & long lasting, dual-Location adjustability, extra built-in D-rings, 2-inch snap easy release buckle. leerburg.com/1293.htm

Small	22" - 25" Girth	#1293-1	\$39.95
Medium	28" - 34" Girth	#1293-2	\$42.25
Large	32" - 42" Girth	#1293-3	\$44.65
XLarge	34" - 37" Girth	#1293-4	\$46.95



Working Dog Bandana

Six types: Service Dog, Therapy Dog, Medical Alert Dog, Assistance Dog, Service Dog in Training, and Hearing Dog. Double layer of white, washable fabric. leerburg.com/796.htm

#796 \$13.99



Flyball Harness

Handle on top to grab. D-ring towards the front so it does not lay on the dog's back. Small available in red and black. Medium available in red, black, blue, green, gray, and purple. leerburg.com/1320.htm

Small	3/4" wide	#1320	\$17.50
Medium	1" wide	#1321	\$25.95

Jafco Plastic Muzzles



Regular Muzzle



Rottweiler Muzzle

These muzzles offer a great deal of security. Many police departments use this muzzle for training protection dogs in muzzle work. The muzzle is easy to put on and easy to take off. Inexpensive. Great for pet owners. Please see our web site for exact sizes and how to measure your dog's face at leerburg.com/muzzlefit.htm#jafco. For more information visit leerburg.com/jafco.htm

Regular Muzzles

White	Size 0	#709-0	\$26.00
	Size 1	#709-1	\$26.00
	Size 2	#709-2	\$26.00
	Size 3	#709-3	\$26.00
	Size 4	#709-4	\$26.00
Black	Size 5	#709-5	\$26.00
	Size 0	#710-0	\$28.00
	Size 1	#710-1	\$28.00
	Size 2	#710-2	\$28.00
	Size 3	#710-3	\$28.00
Clear	Size 4	#710-4	\$28.00
	Size 5	#710-5	\$28.00
	Size 0	#711-0	\$33.50
	Size 1	#711-1	\$33.50
	Size 2	#711-2	\$33.50
	Size 3	#711-3	\$33.50
	Size 4	#711-4	\$33.50
	Size 5	#711-5	\$33.50

3rd Strap Muzzles

White	Size 3	#709S-3	\$30.00
	Size 4	#709S-4	\$30.00
	Size 5	#709S-5	\$30.00
Black	Size 3	#710S-3	\$32.00
	Size 4	#710S-4	\$32.00
	Size 5	#710S-5	\$32.00
Clear	Size 3	#711S-3	\$37.50
	Size 4	#711S-4	\$37.50
	Size 5	#711S-5	\$37.50



Rottweiler Muzzles

White	Female	#709N-4S	\$40.00
	Male	#709N-4R	\$40.00
Black	Female	#710N-4S	\$40.00
	Male	#710N-4R	\$40.00
Clear	Female	#711N-4S	\$43.50
	Male	#711N-4R	\$43.50



Police Style Leather Muzzle

The Police Style Leather Muzzle has pop rivets and is perfect for muzzle fighting. Made to last a lifetime. Superb quality and craftsmanship. This is the best handmade leather muzzle I have ever found! leerburg.com/708.htm

Small	#708B-1	\$175.00
Medium	#708B-2	\$175.00
Large	#708B-3	\$175.00



Imported Leather Muzzle

Finally an affordable leather muzzle! Imported from Germany and riveted for added strength. Open construction is ideal for max airflow. leerburg.com/1058.htm

Small	#1058-1	\$45.00
Medium	#1058-2	\$45.00
Large	#1058-3	\$45.00
XLarge	#1058-4	\$45.00

Wire Muzzles



Boxer



Cocker Spaniel



Doberman



Malinois



German Shepherd



Bull Terrier



Rottweiler



Pitbull



Giant Schnauzer



Great Dane

*For help with measuring your dog and finding the perfect size muzzle please go to our web site at: leerburg.com/muzzlefit.htm

These heavy-duty chrome muzzles are imported from Germany. These muzzles are a top quality product, unlike anything available in the United States. Open style gives maximum airflow. If your dog hates being muzzled, use this wire muzzle. With open design, dogs do not even notice the muzzle is even on. We have found that these muzzles will fit many different breeds of dogs. leerburg.com/muzzle.htm

	Length Circumference			
Boxer	2.5"	14.5"	#700-2	\$50.00
Cocker Spaniel	4"	12"	#700-3	\$45.00
Doberman	4.5"	13"	#700-4	\$50.00
Malinois	5"	10.5"	#700-5	\$55.00
German Shepherd	3.5"	14.5"	#704A-0	\$50.00
	4.25"	14.25"	#704A-1	\$50.00
Bull Terrier	4"	11"	#700-6	\$60.00
Rottweiler	3"	17"	#704R-0	\$50.00
	4"	17"	#704R-1	\$50.00
Pit Bull	3.25"	13"	#700-7	\$60.00
	4.25"	13"	#700-8	\$60.00
Giant Schnauzer	5"	16"	#700-9	\$60.00
Great Dane	6"	18"	#700-10	\$60.00



Cloth Muzzles

These Cloth Muzzles are made of a durable, washable, reinforced nylon fabric. Made with a quick-release plastic buckle for fast, efficient muzzle closure. They provide a snug, secure fit for safe, professional care of hard to handle dogs. They are favored by dog handlers, groomers, and veterinarians. Reduces the risk of dog bites. Only to be used with supervision, never leave a muzzled pet unattended. Sizes and styles available online. leerburg.com/clothmuzzle.htm

\$11.00 - 13.00

CLICKERS, WHISTLES & MORE



i-Click Clicker

The i-Click Clicker was designed by the clicker trainers at Karen Pryor Clicker Training. This clicker is great for anywhere. It has a less harsh 'click.' The i-Click Clicker was designed to work for everyone. The trigger or center of the clicker has been engineered so that only a small amount of pressure is needed to 'click.' Colors may vary. leerburg.com/1108.htm

#1108 \$2.09



Leerburg Clicker

We are big fans of MARKER training here at Leerburg which can include using a clicker. If you are not familiar with what this is and want to learn about this very exciting way to train your dog. Wrist coil works well with a clicker. leerburg.com/765.htm

Leerburg Clicker #765 \$1.25
Wrist Coil #766 \$2.75



Fox 40 Classic CMG Whistle

A patented three-chamber design and no moving parts to ensure flawless performance every time from the Fox 40 Classic CMG Whistle. Cushioned Mouth Grip provides superior grip and protection for your teeth. Can be heard over one mile away! Key ring 3/4 inch wide, assorted colors. leerburg.com/1139.htm

Whistle #1139 \$6.99
Whistle & Carabineer #1139-2 \$11.99
Carabineer Key Ring #1174 \$6.00



Ball Clip

This ball clip is made of metal. Used during focus and drive training. By clipping the ball to the ball clip around your neck, it allows you to have your hands free and lets the dog focus on the ball and the handler's face, rather than their hands. leerburg.com/894.htm

#894-1 \$12.00



Carabiners

The S-Biner design provides the option for ultimate security of important accessories by easily securing the items to the center bar. Great for attaching stainless steel pails or tarps to crates. leerburg.com/1199.htm

The Figure 9 Carabiner is great for securing crates in trucks and vans! Rope Tightener/Tensioning Tool. Fits rope sizes 3/8" - 1/8". leerburg.com/1199-1.htm

S-Biner #1199 \$3.00
Figure 9 Carabiner #1199-1 \$6.00



Clik Stik

Click your way to a well-behaved dog! All-in-one clicker and retractable target stick! Includes Terry Ryan's training guide! Fully telescoping; it can be used as a clicker when the rod is closed. The sound is less percussive than some clickers, which may be helpful with sensitive dogs. At full extension, it reaches the nose of short dogs when the trainer is standing. leerburg.com/1148.htm

#1148 \$21.00



Bells

The dog bell is held on the dogs collar with Velcro and the mini cow bell with a sturdy plastic clip. Used by Police K-9, Search & Rescue, and hikers. We use it at night when we walk our dogs off leash. Colors may vary. Dog Bell: leerburg.com/741.htm Mini Cow Bell: leerburg.com/1159.htm

Dog Bell #741 \$8.00
Mini Cow Bell #1159 \$9.00

Dog Whistle



This high quality metal whistle is used to train your dogs to come. It works great for long distances. The whistle is the perfect solution for people who do not have loud or strong voices, or those that allow their dogs to run in areas with a lot of noise. This is not a silent dog whistle. leerburg.com/743.htm

#743 \$11.00



Poo Pouch

The Poo Pouch comes with 100% biodegradable bags. Attaches to a leash or backpack. Velcro on the back allows it to be attached around a belt. Refill bags available at local retail pet stores. Assorted colored braids may vary. leerburg.com/1161.htm

Poo Pouch #1161 \$14.50
Bag Refill #1161-1 \$10.00



Lanyards

Designed for field and obedience training. A strong lanyard with the finest snap available that is also soft on your neck. Colors may vary. leerburg.com/1160-1.htm

Single Lanyard #1160-1 \$11.99
Double Lanyard with Two Snaps #1160-2 \$12.99
Single Lanyard with Compass #1160-3 \$13.99



Sport Dog First Aid Kit

A must have for anyone who works their dog outdoors. Comes in a handy water-resistant belt pack. Can be attached to a belt when hiking, tracking, or training. Comes with a 24 page color booklet that covers many emergency situations and incidents. List of contents available online. leerburg.com/1133.htm

#1133 \$69.99



TUF-FOOT Solution

Aids in protecting feet against bruises, blisters and foot soreness. Guaranteed to toughen soft, cracked, sore and tender feet. Ideal for hunting dogs, working dogs, and all other dogs on the move! Contains no harmful chemicals. Helps to condition the pads of your dog's feet by toughening the tissue. Recommended by veterinarians and trainers for years. 8 fl. oz. leerburg.com/70.htm

#70 \$14.95



Bear Spray

Effective against aggressive Dogs, Black or Grizzly Bears!

If you walk your dog in areas where there are aggressive stray dogs that run loose carrying a can of bear spray could help protect you and your dog from a dog attack. Pepper spray does not work 100% of the time. Developed in conjunction with a research study that included bear biologists and then was extensively field tested by wildlife management specialists. During the development stages, Counter Assault carefully listened to wildlife management specialists, outfitters and individuals that were involved in bear encounters. Recommendations were established based on their experiences with bears. Testing was performed on extremely agitated bears that were removed from our parks and forests for being too aggressive. Counter Assault has continued to monitor the suggestions and recommendations from bear experts. Holster included. Ships only within the continental US. leerburg.com/1212.htm

#1212 \$39.95



Elastic Bungee Line

Black and blue. Imported from Belgium. WARNING to every bungee user: Elastic bungee cables like this are used in protection work to help build drive for the work and teach the dog targeting skills. When correctly used they work great. MUST BE USED with a backup cable or line. This backup line needs to be attached to the dogs collar and securely anchored. Backup is required in case the bungee would break. Do not use this product without a backup line! leerburg.com/th803.htm

#TH803 \$29.50



Metal Stake Out

Made of stainless steel and has 360° movement. Imported from Germany. It is perfect for camping or traveling with your dog! Leave in while mowing; just step on top and make it flush with the ground level – no need to remove to mow your lawn! Small: small dogs, cats and ferrets. Large: large dogs and sheep. leerburg.com/70.htm

Small 30cm/15inches #1297-1 \$55.00
Large 40cm/15inches #1297-2 \$55.00



Keep Pets Off Furniture!

X-Mat

Create Pet Free Zones! Place the X-Mat on and around: sofas, beds, chairs, tables, plants, countertops, doorways, car seats. Features passive discomfort bumps that act as pressure points to condition your pet to stay away from the area where you've placed the mat. Even after the X-Mat is removed, pets will associate that area with discomfort and stay away. Great alternative to shock collars, chemical sprays or harsh obedience methods. 18" x 18." Over 650 discomfort bumps in a lightweight sturdy design. leerburg.com/1285.htm

The X-Mat #1285 \$15.99



Decal Stickers & Magnets

Made with the finest quality inks, removable adhesive, and laminated for an eye catching appearance. Check out the different styles online. Oval shaped - 3.5" x 5." All decals are black and off white. More pictures online. leerburg.com/1181.htm

Decal Stickers #1181 \$3.00
Decal Magnets #2181 \$5.00

Grooming Your German Shepherd

DVD / 25 Min.

This video takes you step by step through the grooming, bathing, and drying process. The DVD breaks brushing down into 5 easy steps. We explain in detail how to use each of the grooming tools. We show you how to trim your dog's nails, how to properly clean the inside of the dog's ears, the proper way to bathe the dog and the correct way to dry and brush the dog after its bath. Done with the help of 'The Twin Cities School of Dog Grooming', an outstanding school. leerburg.com/424.htm

#424-D \$20.00



Pure Pet Dog Shampoo

Pure O'Flee is formulated to be effective on infested animals. Pure Care provides the best skin & coat repairing ingredients. Biodegradable, pH-balanced, & produces a lather for conditioning the skin & coat. leerburg.com/1068.htm

Pure O'Flee - Flea & Tick Relief Shampoo #1068-1 \$9.99
 Pure Care - Herbal Skin Therapy Shampoo #1068-2 \$9.99



Dog Shampoo & Coat Conditioner

Peppermint Shampoo and Conditioner is refreshingly minty to wash away those tough odors. Healing Shampoo helps to calm itch and soothe the skin. Biodegradable, pH-balanced. FDA Approved. Soap free. leerburg.com/1073.htm

Peppermint Shampoo #1073-1 \$12.95
 Peppermint Conditioner #1073-2 \$12.95
 Healing Shampoo #1073-3 \$12.95



Bitter Apple Spray

When puppies and dogs chew, Bitter Apple is part of the solution. Spray it directly into the dog's mouth twice a day for three days. Then put one spray of bitter apple into a spray bottle filled with water. Spray everything the dog may try & chew. IT WORKS!!! The dog will avoid anything that even comes close to smelling like it. leerburg.com/774.htm

#774 \$9.00



De-Shedding Tool

Use this De-Shedding Comb once a week to remove loose undercoat. Regular use greatly reduces pet hair on furniture and carpeting. Features comfort grip handle. Stainless steel comb is angled for quick de-shedding. leerburg.com/1294.htm

#1294 \$17.99



Flea/Tick and Mosquito Solution shoo!TAG

Using your or your pet's electrical field, shoo!TAG™ creates a protective barrier from targeted pests, reaching maximum strength within 36 hours after attachment. The ultimate solution for protecting your pets from targeted pests. Uses no harmful chemicals, odor-free and a better alternative for pets, people and the planet. Easy to use; remove from packaging and attach to the pet's collar with the provided split ring... that's it! Effective, economical, and eco-friendly. leerburg.com/80.htm

Flea/Tick Solution	For Dogs	#80-1	\$29.95
Mosquito	For Dogs	#80-3	\$19.95
Chigger/Tick/Mosquito	For People	#80-2	\$39.95



FURminator deShedding Tool

Reduces shedding up to 90% in dogs and cats. GUARANTEED to reduce shedding better than any brush, comb or rake. Also, reduces the amount of airborne elements that cause allergic reactions in many people. leerburg.com/1072.htm

#1072-2 \$49.95



Grooming Rake

The beauty of this tool is that the tines go directly to the skin and stimulate the natural oils in the dog's skin. This rake is good for shorter to medium haired dogs or dogs that don't have an undercoat. leerburg.com/811.htm

#811 \$8.00



Millers Forge Nail Clippers

This heavy duty nail clipper will last a lifetime. It is the best that money can buy. Perfect for puppies. Blades are made of Italian stainless steel. leerburg.com/811.htm

Small Clippers #837-1 \$7.00
 Regular Clippers #837 \$14.00



Undercoat Shedding Rake

The beauty of this tool is that the tines go directly to the skin and stimulate the natural oils in the dog's skin. This rake is good for longer haired dogs. The rake is a good tool to remove the loose undercoat hair and burrs. leerburg.com/811.htm#undercoat

#811-2 \$9.00

MACHINE WASHABLE BEDS



Molly Mutt Do It Yourself Dog Beds Machine Washable!

Use the duvet to recover your old dog bed, or make a brand new one with blankets & clothes from around your house. 100% cotton, fully-zippered and gusseted for extra style and comfort. Designer dog duvets look great in your home, office or hotel. Durable, washable, and pre-shrunk. Stuff Sack organizes the inside of your duvet cover making it easy to use old blankets, pillows, clothing - keeping stuff out of landfills. Dog duvets do NOT come with a stuff sack. Sold separately. More photos online at leerburg.com/mollymutt.htm

A. Perfect Afternoon Duvet

Small Bed	22" x 27" x 5"	#1244-1	\$20.00
Medium Bed	27" x 36" x 5"	#1244-2	\$30.00
Huge Bed	36" x 45" x 5"	#1244-3	\$40.00
Round Bed	36" Diameter	#1347	\$38.00



B. Bird on a Wire Duvet

Small Bed	22" x 27" x 5"	#1245-1	\$20.00
Medium Bed	27" x 36" x 5"	#1245-2	\$30.00
Huge Bed	36" x 45" x 5"	#1245-3	\$40.00



C. Your Hand in Mine Duvet

Small Bed	22" x 27" x 5"	#1247-1	\$20.00
Medium Bed	27" x 36" x 5"	#1247-2	\$30.00
Huge Bed	36" x 45" x 5"	#1247-3	\$40.00
Round Bed	36" Diameter	#1350	\$38.00



D. Title Track

Small Bed	22" x 27" x 5"	#1344-1	\$20.00
Medium Bed	27" x 36" x 5"	#1344-2	\$30.00
Huge Bed	36" x 45" x 5"	#1344-3	\$40.00
Round Bed	36" Diameter	#1348	\$38.00



E. Mr. Roboto

Small Bed	22" x 27" x 5"	#1345-1	\$20.00
Medium Bed	27" x 36" x 5"	#1345-2	\$30.00
Huge Bed	36" x 45" x 5"	#1345-3	\$40.00
Round Bed	36" Diameter	#1351	\$38.00



F. La Vie en Rose

Small Bed	22" x 27" x 5"	#1339-1	\$20.00
Medium Bed	27" x 36" x 5"	#1339-2	\$30.00
Huge Bed	36" x 45" x 5"	#1339-3	\$40.00



G. I Walk the Line

Small Bed	22" x 27" x 5"	#1340-1	\$20.00
Medium Bed	27" x 36" x 5"	#1340-2	\$30.00
Huge Bed	36" x 45" x 5"	#1340-3	\$40.00



H. Wishbone

Small Bed	22" x 27" x 5"	#1341-1	\$20.00
Medium Bed	27" x 36" x 5"	#1341-2	\$30.00
Huge Bed	36" x 45" x 5"	#1341-3	\$40.00



I. Pictures of You

Small Bed	22" x 27" x 5"	#1342-1	\$20.00
Medium Bed	27" x 36" x 5"	#1342-2	\$30.00
Huge Bed	36" x 45" x 5"	#1342-3	\$40.00



J. Mr. Postman

Small Bed	22" x 27" x 5"	#1343-1	\$20.00
Medium Bed	27" x 36" x 5"	#1343-2	\$30.00
Huge Bed	36" x 45" x 5"	#1343-3	\$40.00



Mesh Stuff Sack

Small	#1249-1	\$10.00
Medium	#1249-2	\$12.50
Huge	#1249-3	\$15.00
Round	#1349	\$18.00

Synthetic Lambskin Pet Bed



The unique lock stitch backing makes the Pet Bed virtually impossible to unravel. Pet owners love this product because it resists tearing. It is stain resistant and water absorbent. Pets love it because the soft plush pile allows air to circulate underneath so they stay cool in summer, and warm in winter. It is machine washable and dryer safe with no shrinking. leerburg.com/763.htm

Petite	18" x 20"	#763-0	\$17.99
Small	24" x 36"	#763-1	\$27.99
Medium	30" x 40"	#763-2	\$32.99
Large	36" x 50"	#763-3	\$49.99



Unreal Lambskin Pet Bed with Fleece Backing

Double sided with unreal lambskin fabric on the front and black fleece on the back. Soothe your dog from the heat of summer and the cold of winter, plus looks beautiful on any floor! Machine washable, line dry. leerburg.com/1138.htm

Petite	18" x 20"	#1138-0	\$16.99
Small	24" x 36"	#1138-1	\$21.99
Medium	30" x 40"	#1138-2	\$29.99
Large	36" x 50"	#1138-3	\$42.99




Cool Bed III

Keep your pets cooler. No electricity required. Add recommended amount of water through easy fill cap and burp with air adjustment valve. Unique Cool Core diverts the liquid throughout the bed for advanced cooling power. Tough nylon/vinyl exterior. Indoor and outdoor use. Covers are machine washable. leerburg.com/1176.htm

Small Bed	17" x 24"	#1176-1	\$34.90
Medium Bed	22" x 32"	#1176-2	\$45.77
Large Bed	32" x 44"	#1176-3	\$68.30

Covers

	Sage	Cappuccino	
Small	#1177-1	#1177-2	\$10.45
Medium	#1178-1	#1178-2	\$12.45
Large	#1179-1	#1179-2	\$18.45





Deluxe Full Tread-Brite Aluminum Crate

This is a premium crate with full tread-brite construction through out. This crate is TIG welded and measures 36 inches long, 24 inches tall and 28 inches tall. The crate is made from 1/8" thick tread-brite finish aluminum, which is extremely thick for crate construction. It has good ventilation on all four sides and has a laser cut, double reinforced locking door with stainless steel locking latch. leerburg.com/1095.htm

#1095 \$749.00



Full Ventilation Aluminum Crate

Features ventilation on all four sides. Designed with air movement in mind, a great feature for dogs that must remain in their kennel all day. Each side panel has two recessed handles & is TIG welded. One Door Model - leerburg.com/1093.htm Two Door Model - leerburg.com/1163.htm

Regular 36" x 24" x 28" #1093 \$649.00
Large 42" x 28" x 32" #1093-1 \$849.00

2 Door Model

Regular 36" x 24" x 28" #1163 \$749.00
Large 42" x 28" x 32" #1163-1 \$999.00
XLarge 48" x 28" x 32" #1163-2 \$1099.00



Deluxe Full Tread-Brite Powder Coated Crate

This crate is the same as the Deluxe Full Tread-Brite Aluminum Crate above, except this is powder coated. This crate measures 36 inches long, 24 inches wide and 28 inches high. It is 1/8" thick, where most crates are 1/16" thick. TIG welded. leerburg.com/1165.htm

#1165 \$849.00



ExPen Metal Exercise Pen with Door

3 Durable and affordable. Exercise Pens are good playing ground for your Pets whether indoors or outdoors. Made of Acrylic Coated Gold Zinc for long lasting protection. It has a secure double latch door access to make your pet secure. Also, this exercise pen is easy to set up and you don't need tools to build this one. It's a versatile exercise pen; you can even have a variety of pets in it. Size: 8 Panels each 42"H x 24"W. Weight: 36 lbs. Watch a free 10 minute streaming video on how Ed & Cindy manage their puppies with an ExPen instead of a crate at leerburg.com/1215.htm

#1215 \$79.99



Powder Coated Full Ventilation Aluminum Crate

This crate has all the great features of our Full Ventilation Aluminum Dog Crate with the powder coated finish. It is very durable with a hard finish made from a special two coat process. TIG welded. Grey fleck on black. One Door Model - leerburg.com/1113.htm Two Door Model - leerburg.com/1164.htm

Regular 36" x 24" x 28" #1113 \$749.00
Large 42" x 28" x 32" #1113-1 \$949.00

2 Door Model

Regular 36" x 24" x 28" #1164 \$849.00
Large 42" x 28" x 32" #1164-1 \$1099.00
XLarge 48" x 28" x 32" #1164-2 \$1199.00



Silver Shade Mesh Tarps

This poly-aluminum knit fabric is used to reduce the problematic affects caused by the sun. Acts like a mirror reflecting the sun's rays. Other shade materials absorb the sun's radiation, producing heat. Does not absorb heat, reflects it away. Tarps are edged with 2" polypropylene webbing; soft, supple, rot, mold, and mildew resistant - superior to any similar product on the market. leerburg.com/1143.htm

6 ft. x 7 ft. Tarp #1143-1 \$45.00
7 ft. x 8 ft. Tarp #1143-2 \$59.00
7 ft. x 10 ft. Tarp #1143-3 \$70.00
7 ft. x 12 ft. Tarp #1143-4 \$85.00
10 ft. x 14 ft. Tarp #1143-5 \$140.00

CRATE ACCESSORIES & TREATS



Puppy Heating Pad

This hard plastic heating pad keeps your dog and her puppies at 98 -101 degrees F. It's perfect for your whelping box, dog house, garage, basement or front porch. The cord is steel wrapped and the pad is made from rugged ABS plastic. Used here at Leerburg Kennels! leerburg.com/742.htm

Small	13" x 19"	60 Watts	#742-1	\$60.00
Medium	17" x 24"	80 Watts	#742-2	\$65.00
Large	22.5" x 28.5"	100 Watts	#742-3	\$79.00



Rubber Kennel Mat

Proven to protect pads during agility training and exercise. Won't stretch or sag in dog jumping areas, reduces maintenance and provides insulating qualities. Provides natural footing for added safety. Ideal for dog owners, kennels, vets, groomers, dog houses, pet stores, dog runs and crates. Genuine rubber. Won't absorb or retain moisture, and is easily maintained with a mild detergent and water. Won't crack, peel, or crumble. Can be custom ordered to fit any crate size. Shipping & handling extra. leerburg.com/1213.htm

Standard	36" x 24"	#1213-1	\$34.50
Large	42" x 28"	#1213-2	\$40.00
Extra Large	48" x 28"	#1213-3	\$44.00



Dual Powered 10" Fan

This Fan is a safe and convenient way to enjoy a refreshing breeze anywhere you want to cool down and get comfortable. Great for crates! Features dual-power options so you can plug it into your vehicle's 12-volt power port or power with eight "D" cell batteries for ultimate portability. With an aerodynamic blade design and two speed options and you can enjoy just the right amount of calming breeze where ever you need it most. More info online. leerburg.com/1310.htm

#1310 **\$19.99**



Crate Cooling Fan

Attaches to any crate, carrier, or kennel. Up to 100 hours of use with 2 alkaline "D" cell batteries (not included). Low & high speed settings. Ultra-quiet. leerburg.com/1261.htm

#1261 **\$12.50**



PD Eats Treats

These 100% organic treats were designed with form, function and versatility in mind. These yummy, baked treats, aid in tartar control and are packed with super nutrients for optimal health and wellness. They are soy, corn & wheat free and contain no wheat gluten. 14 oz. leerburg.com/1104.htm

Pumpkin Pear Ginger	#1104-1	\$9.95
Salmon Seafood Chowder	#1104-2	\$9.95



See Spot Smile Treats

One of Ed's FAVORITE treats! Can easily be broken up into 4 or more pieces. Great in any pocket - No Mess! Meat-based treats with balanced vegetables and fruits. No added grains! Made purely of meat and biologically complementing fruits and vegetables. A dog's body is designed to primarily eat and digest meat with some vegetables and fruits and little or no grain. 3 oz. leerburg.com/1132.htm

Duck with Oranges	#1132-1	\$10.95
Chicken with Apples & Spinach	#1132-2	\$10.95
Beef with Potatoes, Carrots & Celery	#1132-3	\$10.95



Crunchy Training Treats

Made by the same company as the Soft Training Treats! The perfect size to use in training without overindulging your pup or dog. Great for clicker or agility training, house training, small breeds, quick rewards or anything else fun with your dog that may enjoy a little incentive! leerburg.com/1315.htm

Pumpkin Oat	12 oz.	#1315-1	\$11.00
Pumpkin Oat	2 lb.	#1315-2	\$20.00



Elk Antler Chew

Sourced from a trusted, farm-raised herd, Elk Antler Chews are the longest lasting chews available on the market. These naturally shed antlers won't splinter like other hard chews, and they're great for healthy teeth and gums. A 100% natural source of over 40 essential nutrients promoting strong bones and healthy joints. Elk Antler Chews are measured in weight, not in size. Each piece of antler varies in size and shape. leerburg.com/1302.htm

Large	2-4 oz	#1302-1	\$14.98
XLarge	4-6 oz	#1302-2	\$19.98
Super Chunk	6+ oz	#1302-3	\$22.98



Liver Biscotti

All my dogs love these treats. They are convenient to use for tracking and obedience training. They can be kept in the car or training bag and used whenever or wherever one goes with their dog. Because they are dry they do not leave a mess. All-natural. Also available with no egg or wheat. leerburg.com/1869.htm

Original	8 oz.	#1869-1	\$7.99
	5 lbs.	#1869-5	\$59.99
No Wheat/No Egg	8 oz.	#1870-1	\$7.99
	5 lbs.	#1870-5	\$59.99



Redbarn Meat Rolls

Made from fresh, high quality ingredients. No corn, soy or beet pulp. 60% fresh meat. All-natural. Specially prepared & packaged without oxygen allowing it to remain fresh at room temperature without artificial preservations. Once opened, refrigerate. leerburg.com/1136.htm

Beef	10 oz.	#1136-1	\$2.21
	2 lbs. 3 oz.	#1137-1	\$6.43
Chicken & Liver	10 oz.	#1136-2	\$2.21
	2 lbs. 3 oz.	#1137-2	\$6.43
Lamb & Rice	10 oz.	#1136-3	\$2.21
	2 lbs. 3 oz.	#1137-3	\$6.43



Zuke's Mini Naturals

Each moist little morsel is packed with the all-natural taste of premium chicken, salmon, or peanut butter. All flavors contain an optimal balance of vitamins and minerals to keep your dog healthy and happy! leerburg.com/1078.htm

Chicken	6 oz.	#1078-1	\$4.54
	16 oz.	#1078-2	\$10.80
Peanut Butter	6 oz.	#1079-1	\$4.54
	16 oz.	#1079-2	\$10.80
Salmon	6 oz.	#1080-1	\$4.54
	16 oz.	#1080-2	\$10.80



Plato Smart Dog Treats

Plato Smart Dog Treats strips are made from over 90% of salmon, duck, or organic chicken. All-natural ingredients, fortified with antioxidant vitamins, proteinated zinc, and glucosamine. No artificial colors, flavors, synthetic preservatives or genetically modified organisms. 16 oz. leerburg.com/1140.htm

Organic Chicken Strips	#1140-1	\$12.99
Duck Strips	#1140-2	\$12.99
Salmon Strips	#1140-3	\$12.99

Soft Training Treats



Perfect size to use in training. Great for show ring, clicker and agility training, house training puppies, or anything else fun with your dog! No soy, corn or wheat to provoke food allergies. All-natural. Approximately 7/16" diameter. leerburg.com/1141.htm

Kickin' Chicken	6 oz.	#1241-1	\$6.75
	1 lb.	#1141-1	\$11.25
	3 lbs.	#1158-1	\$28.75
Peanut Butter Molasses	6 oz.	#1241-2	\$6.75
	1 lb.	#1141-2	\$11.25
	3 lbs.	#1158-2	\$28.75
Liver Mesquite	6 oz.	#1241-3	\$6.75
	1 lb.	#1141-3	\$11.25
	3 lbs.	#1158-3	\$28.75
White Cheddar	6 oz.	#1241-5	\$6.75
	1 lb.	#1141-5	\$11.25
	3 lbs.	#1158-5	\$28.75



Bully Sticks

Also known as Pizzle Sticks or Steer Sticks. They last a long time, digest easily & are 100% natural beef chew. Limit of 3 per order. leerburg.com/1182.htm

6-7" Bully Sticks	#1182-1	\$3.90 each
10-12" Bully Sticks	#1182-2	\$7.00 each



Grizzly NuTreats

Dogs love the enticing and delicious taste of crunchy Grizzly NuTreats. Generous bits of smoked salmon create a flavor your dog craves! Exceptionally nutritious; no grain fillers are added. All-natural. Each bite size reward has only 7 calories so you can be generous to your dog. 6 oz. leerburg.com/869-2.htm

#869-2 \$6.25



Petzyme Tripe Treats


Made with green tripe. No artificial flavors, colors or preservatives. Great treats, ideal for training. Protein, Min. 68%. 7 oz. leerburg.com/1225.htm

#1225 \$8.39

DOG BOWLS

Heavy Stainless Steel Dishes



 These stainless steel dog dishes are the heaviest dog bowls in the world. Because of their durability they will last a life time. They come in three sizes. leerburg.com/731.htm

Pint	#1731-2	\$5.75
3 Quart	#1731-3	\$12.00
5 Quart	#1731-5	\$16.00




Stainless Steel Flat Pails

These pails are perfect for using in a kennel because their flat side will lie flat against most surfaces. Styles available with or without a hook. leerburg.com/737.htm

2 Quart with Hook	#737-1	\$17.00
2 Quart without Hook	#737	\$14.00
4 Quart without Hook	#737-4	\$19.00
6 Quart without Hook	#737-6	\$21.00



Soft, Squishy Travel Pet Bowls

 Portable dog bowl. Perfect for... camping, hiking, running, driving, walking, sailing, in the house & in the yard. Made of food grade silicone. Freezer, dishwasher and microwave safe! BPA free! Made in the USA. Available in Lime, Tangerine, Tahoe Blue, and Hunter Green. leerburg.com/1309.htm

Pocket	12 oz	#1309-1	\$10.95
Trail	24 oz	#1309-2	\$12.95
Park	36 oz	#1309-3	\$14.95
Base Camp	48 oz	#1309-4	\$19.95




5 Gallon Heated Flat-Back Bucket

Great for horses and large dogs or where a large tank cannot be used. 5 gallons capacity, with a built-in thermostat and will keep water ice-free during below zero conditions. Tested to withstand temperatures to -20°F. Keeps water from freezing but does not warm water. 13" tall x 17" wide x 15" wide. leerburg.com/1144-2.htm

#1144-2 \$39.95



Non Spill Dog Bowl

 An ingenious non-spill pet bowl that eliminates spills and reduces slobber by up to 90%. Ideal for the home and all forms of travel. Floating plate inside which feeds enough water through for your dog to drink at all times, yet restricts the flow when ever their is a surge of water from cornering, braking, kicking, etc. Velcro base fixes onto carpets. Additional Velcro pads included for use on other surfaces. Heat resistant, toughened polypropylene. Comes apart for cleaning & clicks right back together again. Suitable for dogs of all sizes & breeds. Available in green or gray. leerburg.com/1207.htm

Small	24 oz.	#1207-2	\$23.00
Large	54 oz.	#1207-1	\$24.00

Stainless Steel Puppy Feeding Saucer



Perfect for your new litter of puppies. We use these feeding saucers here at Leerburg Kennels for our pups. Available in two different sizes; small size is perfect for toy & miniature breeds & large size is best for medium & large dogs. Dishwasher safe. leerburg.com/1145.htm

11 inch saucer	#1145-1	\$19.99
15 inch saucer	#1145-2	\$23.99



Skid Stop Slow Feed Bowl

Skid Stop Slow Feed Bowl is a heavy duty plastic bowl designed to slow rapid eating, promote regular digestion and prevent bloating and discomfort. The simple obstructions make dogs slow down to eat. Slower eating helps to make an animal feel more full therefore reducing instances of 're-eating'. Rubberized base to prevent slippage while your pet is eating. Dishwasher safe as well bacteria resistant. Colors may vary. leerburg.com/1316.htm

Medium	8" dia. x 2" deep	#1316-1	\$5.99
Large	10" dia. x 3" deep	#1316-2	\$6.99
Jumbo	13" dia. x 3" deep	#1316-3	\$9.99

Leerburg COFFEE Mugs




Show off how much you like Leerburg with our NEW mugs! Mugs hold 11 oz. leerburg.com/1331.htm

Blue	#1331-Blue	\$5.00
White	#1331-White	\$4.00

HONEST KITCHEN ALL-NATURAL DOG FOOD



 The Honest Kitchen provides natural & organic pet food products that promote nutritional awareness, environmental responsibility, and a sustainable community. Operated with foresight, thoughtfulness, insight and integrity, and will be accountable for all that we do. Their selection of fresh wholesome, human grade foods are much better than the cooked mixture of by-products, fillers and other processed ingredients being served to many unfortunate pets, day after day.

Four completely gluten-free, grain-free diets for dogs and one for cats are available. All products are 100% wheat free. All grains are certified organic. Meats are hormone, antibiotic free and our fruits and vegetables are guaranteed non GMO. Quinoa is certified fair-trade. One cup of dehydrated food will hydrate to make about 1 lb. of fresh food. A 10 lb. size holds about 43 dry-cups and makes about 43 lbs. of fresh food. leerburg.com/honestkitchen.htm

Perfect Form. [For Loose Stool]

Perfect Form is a supplement to support the normal healthy functioning of your pets' digestive tract. Combats gas, facilitates regularity, firms up loose stool, soothes & protects the GI Tract. Intended as a supplement to a wholesome, natural diet, not an alternative to it. leerburg.com/form.htm

5.5 oz. #FORM \$13.00



Zeal. [Fish, Grain Free]

A grain-free diet, made with dehydrated white fish (Haddock, Whiting), sweet potatoes, eggs, coconut, alfalfa, apples, green beans, parsley, cabbage, bananas, salmon, cranberries, garlic, and rosemary. leerburg.com/zeal.htm

4 lb. Box #Zeal-4R \$52.00
10 lb. Box #Zeal-R \$108.00



Verve. [With Grains]

Organic Rye, Organic Barley, USDA Beef, Organic Oats, Organic Flaxseed, Carrots, Alfalfa, Potatoes, Eggs, Spinach, Red and Green Bell Peppers, Apples, Chicory, Parsley, Cranberries, Peppermint & Rosemary. Verve is formulated for Adult Maintenance and is well suited to moderately active or senior dogs, when fed alone. leerburg.com/verve.htm

4 lb. Box #Verve-4R \$31.00
10 lb. Box #Verve-R \$57.50



Embark. [Grain Free]

Hormone-free Turkey, Organic Flaxseed, Potatoes, Celery, Spinach, Carrots, Coconut, Apples, Organic Kelp, Eggs, Sesame Seeds, Bananas, Cranberries & Rosemary. Embark is a grain-free recipe formulated for All Life Stages including pregnancy, lactation & growth, as well as Adult Maintenance in more active dogs. leerburg.com/embark.htm

4 lb. Box #Embark-4R \$43.50
10 lb. Box #Embark-R \$83.00



Force. [Grain Free]

Hormone-free Chicken, Organic Flaxseed, Potatoes, Celery, Cabbage, Sweet Potatoes, Zucchini, Green Beans, Apples, Honey, Alfalfa, Organic Kelp, Yogurt, Bananas, Papayas, Basil, Garlic & Rosemary. Force is formulated for Adult Maintenance and is grain-free. leerburg.com/force.htm

4 lb. Box #Force-4R \$42.00
10 lb. Box #Force-R \$77.00



Preference. [Meat Free, Grain Free]

Alfalfa, Sweet Potatoes, Cabbage, Celery, Apples, Spinach, Kelp, Coconut, Bananas, Zucchini, Honey, Rosemary, Vitamins & Minerals. Preference is formulated for dogs who are sensitive to more popular meats; exotic meats, fish or alternative protein sources may be used as required. leerburg.com/preference.htm

3 lb. Box #Pref-3 \$27.50
7 lb. Box #Pref-7 \$53.00



Keen. [Low Gluten]

All natural, human edible ingredients including dehydrated USDA turkey, certified organic oats, potatoes, certified organic flax, carrots, cabbage, alfalfa, certified organic kelp, honey and garlic, plus vitamins and minerals without any by-products, chemical preservatives or fillers. leerburg.com/keen.htm

4 lb. Box #Keen-4R \$27.25
10 lb. Box #Keen-R \$53.50



Thrive. [With Grains]

Dehydrated USDA Chicken, Quinoa, Sweet Potatoes, Spinach, Parsley, Kelp, Rosemary, Vitamins & Minerals. Quinoa is a grain that is gluten-free and loaded with protein and amino acids. Thrive is formulated for All Life Stages including puppies, pregnancy, lactation, and seniors. leerburg.com/thrive.htm

4 lb. Box #Thrive-4R \$35.50
10 lb. Box #Thrive-R \$66.50



Supplements



Grand Flex				
99.3% Glucosamine	1.875 lbs.	#30	\$43.95	
99.3% Glucosamine	3.75 lbs.	#31	\$73.95	
99.3% Glucosamine	10 lbs.	#32	\$178.95	
Yucca Intensive	2 fl. oz.	#33	\$15.00	
Kelp Powder	1 lb.	#35	\$7.00	
Alfalfa Powder	1 lb.	#36	\$7.00	
Calm & Relax	1 fl. oz.	#39	\$15.75	
Aller"G"Free	100 Capsules	#40	\$19.15	
Yeast & Fungal Detox	1 fl. oz.	#41	\$15.75	
Super C 2000	16 oz.	#43	\$37.75	
Mega Pet Daily	180 Capsules	#46	\$44.00	
Herbal Calm	100 Capsules	#48	\$16.40	
Vita E	100 Softgels	#53	\$19.00	
MSM	100 Capsules	#54	\$18.25	
Digest Zymez	100 Capsules	#55	\$22.00	
Para*Clear	2.5 lbs.	#56	\$15.50	
Organic Neem Spray	8 fl. oz.	#57	\$9.75	
D'Toxifier	1 fl. oz.	#79	\$11.00	
Giardia & Parasitic D'Tox	1 fl. oz.	#81	\$15.75	

leerburg.com/healthcare.htm For more information on Health Care Products and Animal Diets, please visit our web site at: leerburg.com/diet.htm



Barking at the Moon Dog Food

Grain Free, High Protein, Low Carbohydrate dry dog food for performance dogs. Human grade quality ingredients and no grains. One of the top grain free kibbles on Whole Dog Journals "best" list. Many of our fellow dog breeders feed Barking at the Moon to their breeding and working dogs in conjunction with a raw diet with excellent results. leerburg.com/barkingmoon.htm

4 lb bag	#BARKING-4	\$11.59
15 lb bag	#BARKING-15	\$32.59



Indigo Moon Cat Food

High protein, low carbohydrate, completely grain/gluten free diet designed to more closely resemble the nutrient composition of a cat's natural diet. Made with high quality chicken meal, fresh chicken, and ocean fish, Indigo Moon is extremely palatable, even to the most discerning cat. Formulated to meet the AAFCO Nutrient Profiles for the maintenance of adult cats. leerburg.com/indigomoon.htm

4 lb bag	#INDIGO-4	\$10.89
15 lb bag	#INDIGO-15	\$31.69



Liquid Salmon Oil

I use this in my own kennel. My dogs love it. I have dogs that will spit a gel cap out. These same dogs love this salmon oil. It's an excellent all-natural source of OMEGA-3 and OMEGA-6 fatty acids. It's easier than capsules for a puppy to swallow. leerburg.com/47.htm

32 oz.	#47-32	\$31.50
64 oz.	#47-64	\$55.50



Rescue Remedy

A combination remedy for crisis use. Restore emotional balance whenever your pet is under pressure: visits to the vet or groomer, stress caused by loud noises, excessive barking or hissing caused by stress, after a shock, a fright or mistreatment, any emotional crisis. leerburg.com/72.htm

10ml	#72	\$12.95
------	-----	---------



Probiotic Powder

Dogs are exposed to many stresses that can result in lack of appetite, diarrhea and other intestinal upsets. Probiotic helps the intestinal tract. leerburg.com/50.htm

240g Probiotic Powder	#50	\$11.00
5 lbs Probiotic Feed Granules	#51	\$30.00
5 lbs Probiotic Powder	#52	\$42.00



Syn-Flex Glucosamine Complex

Helps reduce symptoms associated with arthritis, hip dysplasia, and articular joint pain. Aids in rejuvenation of joint health and stimulates the production of synovial fluid. Helps to rebuild and rehabilitates damaged cartilage and reduces relevant future deterioration of cartilage. 8 fl. oz. leerburg.com/49.htm

#49	\$25.00
-----	---------



Ear Care with Comfrey

For dogs with minor ear irritation. Begin by cleaning the inside of the ear canal and the outside part of the ear with apple cider vinegar on a cotton ball. Apply Ear Care to infected ear 2 or 3 times per day. If the condition does not improve within a week, consult your veterinarian. leerburg.com/61.htm

1 fl. oz.	#61	\$6.89
-----------	-----	--------



S.E.P. Stop Eating Poop

Supplement for curbing Coprophagia (eating poop). Needs to be given every day for at least 2 weeks before you will see results and will need to remain a regular part of your dog's daily diet. If you have a multiple dog household, this will need to be given to all dogs in order to be effective. leerburg.com/60.htm

3.5 oz.	#60	\$9.99
---------	-----	--------

Herbsmith Chinese Herbs for Dogs



For centuries Chinese medicine has offered herbal solutions that address illness and infirmity not by simply reducing the symptoms, but by resolving the body's underlying disharmony. The result is better overall health and vitality, leading to better quality of life.

Now Herbsmith brings the wisdom and effectiveness of these ancient formulas to your dog. Crafted and modified through nearly two decades of veterinary clinical practice, Herbsmith blends deliver therapeutic results without the negative side effects associated with Western medicine. More formulas and info available online at leerburg.com/herbsmith.htm

Clear AllerQi

Naturally resolves itching, reduces reddened skin and minimizes the allergic response. All-natural, steroid-free formula. Reduces Allergic reactions and excess heat. Resolves allergies without harmful side effects.

90 Tablets	#73	\$28.99
270 Tablets	#73-2	\$71.99
150g Powder	#73-3	\$39.99
500g Powder	#73-4	\$93.99

Soothe Joints

Relieves chronic joint pain and restores pain-free movement. Restores normal movement. Perfect for the mature dog with joint pain. Naturally reduces pain and inflammation. Complementary and compatible with glucosamine.

90 Tablets	#74	\$28.99
270 Tablets	#74-2	\$71.99
150g Powder	#74-3	\$39.99
500g Powder	#74-4	\$93.99

Calm Shen


For the anxious dog who may be shy, clingy, thunderphobic, have fear aggression or separation anxiety. All-natural, sedative-free formula. Naturally calms the anxious dog's spirit. Resolves anxiety without harmful side effects.

90 Tablets	#75	\$28.99
270 Tablets	#75-2	\$71.99
150g Powder	#75-3	\$39.99
500g Powder	#75-4	\$93.99

Comfort Ache

Speeds healing and resolves pain. Keep a bottle on hand for everyday or occasional soreness. Fast-acting pain relief. Reduces swelling and discomfort. Naturally speeds the healing process. Quickly returns the dog to full function.


90 Tablets	#77	\$28.99
270 Tablets	#77-2	\$71.99
150g Powder	#77-3	\$39.99
500g Powder	#77-4	\$93.99



Natural Nutrition for Dogs and Cats By Kymthy R. Schultze

This is the best damn book on nutrition I have found!!! It's our bible here at Leerburg. It shows how a species appropriate diet of raw natural foods can lead to an enhanced quality of life for your pet. This book is a must read for anyone interested in an all natural diet. Paperback, 135 pages. leerburg.com/935.htm


#935 \$9.00



Raw Dog Food Make It Easy For You And Your Dog! By Carina Beth MacDonald

Raw feeding is the hottest topic in dog care today. You may have heard about the "BARF" diet-Biologically Appropriate Raw Foods. Learn why and how to feed your dog this new (but really OLD) diet. Explains in simple, friendly and understandable terms the logic behind this approach. Shows how feeding your dog a raw diet can be economical and easy for you, and healthy for your dog. Paperback, 86 pages. leerburg.com/970.htm

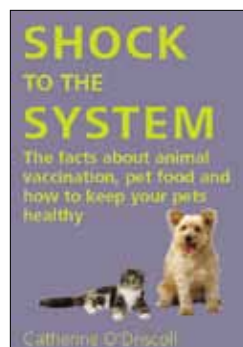
#970 \$12.95



Raw & Natural Nutrition for Dogs The Definitive Guide to Homemade Meals By Lew Olson

Guide to both raw feeding and healthy home cooked meals. Discusses canine nutritional needs and explains the research on how home-prepared foods, particularly raw foods, can meet pets' needs better than commercial, processed dog food. Step-by-step instructions and recipes make preparation easy. Includes charts with recipes, instructions on simple diets and balanced, guidelines, and how much to feed by body weight. Paperback, 224 pages. leerburg.com/9000.htm


#9000 \$16.95



Shock to the System A sequel to "What Vets Don't Tell You About Vaccines" By Catherine O'Driscoll

From the author of best-selling book, "What Vets Don't Tell You About Vaccines," Catherine O'Driscoll joins pieces of the puzzle together to explain why some animals cannot cope with the lives we ask them to lead. Genetics, diet, vaccines, environmental factors and stress all play their part. The question is, how do you make sure your pet will be with you into old age? Paperback, 216 pages. leerburg.com/965.htm


#965 \$21.95



Vaccine Guide for Dogs & Cats By Catherine J.M. Diodati, MA

Veterinary vaccines are given to prevent disease, yet studies show that they are often debilitating and fatal. They have been linked to autoimmune and neurological disorders, including cancer, diabetes, arthritis, tumors, seizures, allergies, digestive problems, organ failure, and many other serious ailments. Read this before you vaccinate. Paperback, 127 pages. leerburg.com/977.htm


#977 \$13.95



Common Sense Solutions to House Training Problems eBook By Ed Frawley

One of the most common reasons that people give up their pets are house training problems. There are so many 'old wives tales' out there that are nothing but the wrong ways to house train a dog. I have a lot of experience in house training. If you need a game plan for how to approach and solve your house training problems you need this information. eBook, 165 pages. leerburg.com/housetrainingebook.htm


#3100E \$12.00



Excel-erated Learning Explaining in plain English how dogs learn and how best to teach them By Pamela J. Reid Ph. D

The best book that Michael Ellis and Ed Frawley have ever seen on "how dogs learn." Explains animal learning in a way that is easily understood and entertaining. With understanding your dog comes the ability of making the process easy, efficient and enjoyable for your dog. Introduces you to cutting-edge scientific techniques in dog training. Paperback, 172 pages. leerburg.com/999.htm


#999 \$16.95



The Focused Puppy By Deborah Jones, Ph.D. & Judy Keller

This book integrates the authors' training system techniques with the developmental stages and specific needs of pups and young dogs. The goal is to help you prepare your puppy to become an excellent companion as well as a potential performance dog. Presents a variety of foundation exercises for your pup. Explains exactly what skills you should be working on and when. Once your pup's foundation skills are set, you can easily take your training in any direction you choose. Paperback, 208 pages. leerburg.com/9002.htm

#9002 \$24.95



Purely Positive Training Companion to Competition By Sheila Booth

NO FORCE, JUST FUN. How to raise a puppy positively, build a positive relationship, & train using positive reinforcement. Sheila Booth reminds us that our dogs are thinking, feeling creatures. She shows how to train your dog using its individuality and drive. She correctly asserts that our steps toward competition must never compromise the spirit of our dogs. Paperback, 352 pages. leerburg.com/928.htm

#928 \$30.00



Field Guide to Dog First Aid "Emergency Care for the Outdoor Dog"

By Randy Acker, D.V.M. If you have a working dog, you need this pocket sized book. It details some of the more common outdoor accidents that can befall your dog. It covers gun shots, shock, snake bites, lacerations, broken bones, and toe nails. Paperback, 91 pages. leerburg.com/960.htm

#960 \$15.00



The Thinking Dog Crossover to Clicker Training By Gail Tamases Fisher

It is such a joy to work with a dog who proactively engages in behaviors. Clicker training has proven to be the most effective means of developing a "Thinking Dog." You can make the transition once you understand how dogs learn and the mechanisms of operant conditioning. Paperback, 318 pages. leerburg.com/996.htm


#996 \$24.95



101 Dog Tricks By Kyra Sundance and Chalcy

Trick training is a great way to bond with your dog, help him integrate into your family, and keep him mentally and physically challenged. Step-by-step instructions. Wide range of trick for all skill levels. Complex skills are broken down into smaller, easier-to-learn skills, with a brief overview on how it works and what to expect. leerburg.com/993.htm

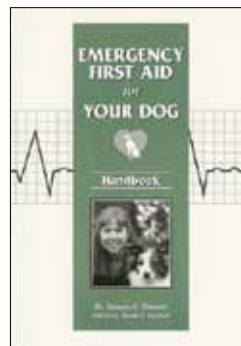
#993 \$18.99



Getting Started: Clicker Training for Dogs By Karen Pryor

Clicker training is sweeping the world of dog ownership. Learn the principles of this all-positive method of training to deepen your bond with your dog. Find out why every interaction is a training opportunity, why mistakes are best ignored, why punishment doesn't work, and why your dog will understand the language of 'click' better than anything else. Paperback, 100 pages. leerburg.com/979.htm

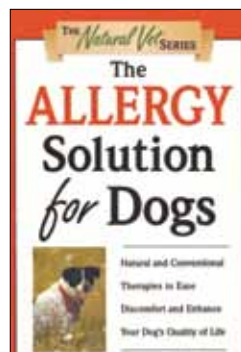
#979 \$16.95



Emergency First Aid for Your Dog Handbook By Dr. Tamara S. Shearer

Don't wait for a dog first aid emergency - be prepared. A concise, handy reference that features life-saving, step-by-step instructions for virtually all dog first aid emergencies - CPR, bleeding control, bite wounds, seizures, poisonings, choking, being hit by a car, shock & more. Paperback, 105 pages. leerburg.com/992.htm

#992 \$8.95



The Allergy Solution for Dogs By Shawn Messonnier, D.V.M.

When your dog is constantly scratching and uncomfortable, you need answers. If the problem is allergies, this book can help you provide the best care possible for your companion. Holistic veterinarian Dr. Shawn Messonnier focuses on the pros and cons of natural and conventional treatments. Paperback, 207. leerburg.com/971.htm


#971 \$14.95



The Sport of Schutzhund a Photographic Essay By BJ and Peter Spanos

This photographic essay illustrates the sport of Schutzhund as practiced in the U.S. Our goal in creating this book is to introduce the sport to those who are unfamiliar with it and who may never have encountered Schutzhund dogs, their passionate owners, trainers and handlers, nor have ever attended a Schutzhund trial. Paperback, 195 pages. leerburg.com/991.htm

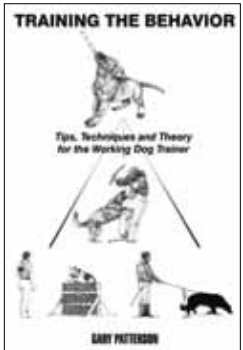
#991 \$25.00



Schutzhund Obedience Training in Drive with Gottfried Dildei By Sheila Booth

Gottfried is a native German, who is a Schutzhund judge and coach. He has coached a number of excellent dog trainers that have gone on to become the American and German National Schutzhund champions. Methods used in this book are all motivational training concepts. Learn to build drive and then use it to do the exercise. Paperback, 287 pages. leerburg.com/925.htm


#925 \$28.00



Training The Behavior By Gary Patterson

This book is about developing and training a working dog by starting and working outward from the dog's mind. Where traditional training for sport and service dogs has centered on making the dog enter the trainer's world of thinking, this book reverses the process by examining how the trainer can take the dog's view of its world and mold it into a positive and confident relationship with the handler. Paperback, 410 pages. leerburg.com/973.htm


#973 \$27.95



Training Dogs A Manual By Colonel Konrad Most

Today's dog trainer can trace the roots of modern training to Training Dogs by Colonel Konrad Most. Written in Germany in 1910, Training Dogs influenced how both dogs and trainers were taught in Europe and the United States for the next 50 years! You should read about this book on my web site. Paperback, 204 pages. leerburg.com/955.htm


#955 \$18.00



The Malinois By Jan Kaldenbach

The Malinois is becoming increasingly more popular as a police dog, sport dog, and personal protection dog. This book is written by a retired Dutch police dog handler. I would like to see more detail in a book, but if this is your breed, then this is the only book in print on the breed. The book also offers a general overview of the KNPV in Holland. Paperback, 93 pages. leerburg.com/931.htm


#931 \$24.00



Der Schutzhund The Protection Dog By Helmut Raiser

Helmut Raiser deals with the training of working dogs in protection work in this well illustrated book. He gives equal consideration to the duties of handler, dog, and helper. Brief, but informative captioned picture sequences clearly demonstrates how handler, dog, and helper, work together in the different exercises. Translation by Armin Winkler. Paperback, 88 pages. leerburg.com/910.htm


#910 \$21.00



Police K9 Tracking A Guide for Training & Deploying the Police Tracking Dog By Tracy Bowling

The first comprehensive manual for trainers, handlers, and instructors in all branches of all enforcement and the military. All aspects of the discipline are covered - including an historic overview, canine scenting abilities, track scent picture, scent discrimination, training techniques, deployment tactics, equipment, record keeping, certification, and more. Paperback, 301 pages. leerburg.com/9001.htm


#9001 \$39.95



Tracking From The Beginning By Gary Patterson

This is the best tracking book published on sport tracking. If you are interested in training Schutzhund dogs or AKC tracking dogs, this is a must. It covers the basic scent work better than any book I have seen written on the subject. Paperback, 182 pages. leerburg.com/924.htm


#924 \$23.00



Tracking Dogs for Finding Wounded Deer (2nd Edition) By John Jeanneney

In this book, John Jeanneney takes a practical look at all the elements of using dogs to find wounded deer. Beginning with an explanation of basic tracking techniques, it proceeds into the finer details of suitable dog breeds, selecting individual puppies, basic and advanced training, finishing with chapters on regional tracking traditions and tracking competitions. Paperback, 350 pages. leerburg.com/964.htm

#964 \$29.95



Leatherneck Sea Stories

Recollection of Marines, Korea, and the Corps of the 1950's

By Dave Easton

Containing items of historical interest for military enthusiasts as well as bits of nostalgia that will appeal to general readers of Americana, an informal collection of profiles and memories culled straight from the heartfelt experiences of its author. Paperback, 214 pages. leerburg.com/985.htm

#985 \$13.25

LEERBURG AFFILIATE PROGRAM

Leerburg's Affiliate Program

What is an Affiliate Program?

An affiliate program is a no-cost no-risk way to sell products and make money on your web site. It's a perfect way to test market the power of your web site to generate a profit.

You must have a web site to become a leerburg affiliate. Affiliates create a web page on their web site for specific products. We provide the "buy now" button for that web page. When a customer comes to the affiliates site and places an order that order comes directly to Leerburg along with a computer code telling us where the order came from.

How Does it Work?

When an affiliate is accepted into our program they create a web page for each of the respective Leerburg products they choose to sell. They are allowed to use the photos and promotional text for that specific product on their web page for that product. We provide the computer code (html code) for the "Buy Now" button that appears on the affiliate web page. This html code contains a unique code for each individual affiliate.

When a customer purchases a product using the affiliate "Buy Now" button the order comes directly to Leerburg along with the computer code telling us what web site that order came from. Leerburg processes the order and ships the product. Affiliates are paid a commission on each product that is ordered off their web site.

What Products Can Affiliates Sell?

Currently we are offering a limited number of our more popular products to our affiliates. This list will grow as the program grows. As time passes we will be making more and more products available to our affiliates. We expect to expand this to a full product line. See the list at leerburg.com/affiliate.htm

How Can I Become a Leerburg Affiliate?

To become a Leerburg Affiliate; go to our sign up page and enter your information. Once you are signed up we will review the information and approve the web site the affiliate will use to sell our products. (We only approve dog related web sites).

For much more information, visit leerburg.com/affiliate.htm

The Michael Ellis School for Dog Trainers

The Michael Ellis School for Dog Trainers is now open!

On September 15th, 2009, Michael Ellis started his school for dog trainers in Fairfield, California. I went to my first dog training seminar in October of 1973 and since then have attended hundreds and hundred of seminars and traveled all over America and Europe filming various people training dogs. I have never met a more gifted dog trainer than Michael Ellis and I feel lucky to call him my friend.

If you own a local dog training business then you should consider attending Michael's school because you are the person Michael is directing his courses towards. Training dog trainers is what he has done almost every weekend for the past 10 years. At times I find myself wondering where dog training would be in this country today had we had Michael Ellis around 25 years ago when I started attending training seminars.

If you want to take your training to the next level and beyond you should consider attending some of Michael's short courses. He understands that its difficult for people to take large blocks of time away from work and family, which is why he has kept his courses short.

-Ed Frawley

Michael's School Website

<http://michaellisschool.com>

Check out all of the courses Michael has to offer!



leerburg.com | Over 16,000 Pages

Now you can listen to dog training podcasts, read an eBook on dog training, page through dog training articles, or interact with other dog trainers on our web discussion board. With so much information, you will have hours and hours of informative browsing.

Free eBooks

Leerburg has begun to offer eBooks to help people train their dogs. Most of these eBooks will be free, others will be sold. Check our web site periodically to see any further additions to our collection. These are a great source of training information! leerburg.com/dogtrainingbooks.htm

Over 300 Free Streaming Videos

Leerburg offers a number of free streaming videos. These video cover many training topics from training with markers to bite development with puppies to training restrained recalls. There are also vidoes on many of Leerburg's products, showing features and how they work. There are also previews of DVDs and other useful information to know when owning a dog, like how to detect heat stroke. leerburg.com/videlist.php

Free Podcasts

Podcasts can be listened to on a computer or you can download them and listen to them on an MP3 player. With time, almost all of our training articles will be available as podcasts. This is going to allow people to listen to training information wherever and whenever they want to. leerburg.com/dogtrainingpodcasts.htm

300 Dog Training Articles

The Leerburg web site features over 10,000 pages of dog training information on various dog training topics. From basic dog obedience to dog aggression problems, Leerburg® has a wide variety of dog training reading material. leerburg.com/articles.htm

Web Discussion Board

The Leerburg Web Board is an archive of over 287,000 posts. It features over 27,000 different topics to chose from and has over 16,500 members. You do not have to be a registered member to view the posts. leerburg.com/forums/ubbthreads.php

INTERNET

leerburg.com

Order Anytime!

Our web site features all of our products. You may purchase any of our products online by clicking on the product's BUY NOW button. Ordering from us online is simple and easy.

PHONE

715.235.6502

FAX

715.235.8868

SHIPPING

We ship orders by Priority Mail and UPS. If your address is a P.O. Box, the order goes Priority Mail. Second day and Overnight orders that are phoned in before 12:30 PM CT are shipped that day. We can only ship Overnight and Second Day in the United States. Some special items may have extra shipping fees, please see product web pages for more information. Please visit us at leerburg.com/order.htm for shipping information.

RETURNS

The item must be in new condition and can be resold as new. The customer has to pay shipping to send the item back to Leerburg. The packing slip does not need to be returned, but something with name, address, and phone number on it is necessary, so we can access the correct account. The item must be sent with a note explaining why it is being returned. After we make sure the item is re-sellable, credit will be applied to the credit card used for the purchase of the product. Credits will be given within 30 days of receiving the returned item. We do not reimburse for shipping except in special circumstances, such as the wrong product being sent. Exchanges for other products must be indicated upon return with payment for cost difference and shipping for new item included. Returns are only accepted on equipment. We do not accept returned DVDs, books, or videos. Items purchased on clearance, sale or auction are not returnable or exchangeable. Returns must be made within 30 days of the date the order was processed. We do not accept unopened foods or treats as a return for safety purposes. Custom manufactured and special order items, including crates, are not returnable or exchangeable. leerburg.com/return.htm

When purchasing any product from Leerburg Enterprises, Inc. it is understood that any and all products sold by Leerburg Enterprises, Inc. are sold in Dunn County Wisconsin, USA. Any and all legal action taken against Leerburg Enterprises, Inc. concerning the purchase or use of these products must take place in Dunn County, Wisconsin. If customers do not agree with this policy they should not purchase Leerburg Enterprises Inc. products.

Dog Training is never without risk of injury. Do not use any of the products sold by Leerburg Enterprises, Inc. without consulting a local professional. The training methods shown in the Leerburg Enterprises Inc. DVDs are meant to be used with a local instructor or trainer. Leerburg Enterprises, Inc. cannot be held responsible for accidents or injuries to humans and/or animals.

Our DVDs are DVD-Rs are Region Free. We guarantee that our videos will arrive in good condition. If they are damaged or if the duplication is poor, we will gladly replace the video with a new copy of the video within 3 months of the date of purchase. Because of the nature of the video business, we do not refund money or substitute a different video for a returned video.

Overseas Customers. All Leerburg® DVDs are Region Free and are in the NTSC format. If you are outside of the United States, check your DVD player manual to see if it can play NTSC DVDs. (Most new European players can.)

People Who We Will Not Do Business With

The following people or dog clubs have been investigated for copying my videos:

- Brenda Hall
- James Johnston
- Ben Blondet & his SchH Club
- Teresa Richards - Cassville, MO
- Tim Goodwin
- Ron & Pam Skinner
- Nattie Rezell

*Prices are subject to change.

*Colors may vary from actual photos.

Bums, Crooks & Thieves

Every one of the people listed below have been contacted at least 4 times and given the chance to take care of their issues. They were all told that their names would be listed in this catalog if they did not settle. In my opinion these people are nothing but thieves, criminals, and BUMS!!!

Gary Fujioka	Con Artist
Georgio Pasha - NJ	\$3,090.40
Sheldon Russel - Jamaica	\$814.95
Louis Rosenberg - FL	A THIEF!!!
Nattie Rezell - ON, Canada	A THIEF!!!
Jamie de Souza	A THIEF!!!
Thomas Lovick	\$152.00
Charles Suddreth	\$161.50
Derrick Chestnut	A CRIMINAL
James Barnes - AL	\$47.00
Bryan Griffith - ID	\$204.00
Christopher Rodriguez	\$112.00
Stanley Davis	\$555.00
Bart Epright	\$56.00
Levander Lawson - MI	Didn't pay COD

LEERBURG'S NEWSLETTER

Every newsletter has a free streaming training video!

Each week Leerburg sends out two emails full of free information, announcements, and specials. If you sign up and decide it's not for you, simply "opt out." The opt out feature is located at the top and bottom of every newsletter. Newsletters contain:

- A free streaming video
- New products and DVD releases
- Featured eBook
- Free shipping coupons
- Webboard auctions
- Contests
- Weekly and daily sales and specials with significant savings
- Featured Question & Answers answered by Ed and Cindy

The newsletter is always available at: leerburg.com/leerburgweeklynews.htm

Sign up at: leerburg.com/subscribe.htm

Sign up for Leerburg's Free Biweekly Newsletter!



***Notes:**



- A Streaming video of this product is online. Streaming videos available at leerburg.com/videolist.php
- Some photos in this catalog are by Cindy Nolan.

Leerburg Enterprises, Inc.
P.O. Box 218
Menomonie, WI 54751

Leerburg Enterprises Inc.
P.O. Box 218
Menomonie, WI 54751

Presorted Standard
U.S. POSTAGE
PAID
Ripon, WI
Permit #100



Establishing Pack Structure with the Family Pet

4 Hours, 9 Minutes

All Dogs are pack animals. Every breed of dog is hard wired with genetic pack instincts. The smallest Chihuahua to the largest Great Dane wants to live in a dog pack. They also genetically want to establish leadership and rank within their pack. See page 10.

Your Puppy 8 Weeks to 8 Months

3 Hours, 18 Minutes



This 3 hour and 18 minute DVD has been one of our most popular training videos for new puppy owners. Over the years Ed has been asked just about every question a new puppy owner can think to ask, from potty training to crate training and more. See page 3.

Focused Heeling with Michael Ellis

3 Hours, 57 Minutes



Michael's motivational system of training dogs is based in marker training. The old "crank and yank" methods of training heeling have gone by the way-side. The fact is a good portion of the training in this DVD can be done without a leash and without corrections. In fact, introducing corrections is the very last step in focused heeling. See page 7.

The Power of Training Dogs with Food

3 Hours, 45 Minutes



This is the first DVD in the Building Drive and Focus Series with Michael Ellis. This system establishes a method of communication with our dogs that is built on positive reinforcement. It is a communication system that is "black and white" to our dogs. This work builds a non-confrontational relationship with a dog. See page 5.

Basic Dog Obedience

4 Hours



This 4 hour DVD will teach you everything you need to know to teach your dog basic dog obedience. Your dog will learn to sit, down, come and more! This is our best selling DVD! This DVD applies to all breeds. See page 9.



The Power of Playing Tug with Your Dog

5 Hours, 25 Minutes

This is the second DVD in the Building Drive and Focus Series with Michael Ellis. This DVD opens with Michael's lecture on why and how to play tug with your dog. Michael will demonstrate technique with his dog Pi and then the rest of the DVD uses untrained dogs and untrained handlers. See page 6.